




ANEP

DIRECCIÓN GENERAL
DE EDUCACIÓN
INICIAL Y PRIMARIA

DIVISIÓN
EDUCACIÓN

Departamento
de Segundas Lenguas
y Lenguas Extranjeras

LOVING URUGUAY




hello

1 2 3

Students' Handbook
for Primary Schools

1ST GRADE



2+2

A B C

COMISIÓN REDACTORA

EQUIPO ARTICULADOR DEL DEPARTAMENTO DE SEGUNDAS LENGUAS Y LENGUAS EXTRANJERAS

PROF. GRETEL ARRARTE
PROF. RITA BARDAS
PROF. NICOLÁS BRIAN
PROF. VIRGINIA CANABAL
PROF. CECILIA DE NAVA
PROF. MARÍA FLORENCIA PÉREZ

EQUIPO COLABORADOR DE *DIRECCIÓN DE POLÍTICAS LINGÜÍSTICAS*

PROF. VIRGINIA REYNOSO
PROF. VERÓNICA VELÁZQUEZ
PROF. ANDREA RIVERO

COLABORADORES ADICIONALES

PROF. SELENE GADEA

COMISIÓN FULBRIGHT

ENGLISH TEACHING ASSISTANTS: MADISON FRITZ, ELLIE EPPERSON Y ALENA COLEMAN

DISEÑO Y DIAGRAMACIÓN

PROF. ANA LÓPEZ CAZARRÉ

AGRADECIMIENTOS

- A LA COMISIÓN DE PROFESORES DE APOYO PARA LA ELABORACIÓN DE LOS LIBROS DEL ALUMNO DE INGLÉS, POR SU GENEROSIDAD, ENTREGA Y PROFESIONALISMO AL MOMENTO DE PROPORCIONAR INSUMOS ESENCIALES PARA LA ELABORACIÓN DE ESTE RECURSO.

COMISIÓN DE PROFESORES DE APOYO PARA LA ELABORACIÓN: PROF. JENNIFER CASTELLANOS, PROF. VIRGINIA CUADRADO, PROF. SOFÍA FEIJÓ, PROF. GABRIELA FERNÁNDEZ, PROF. LÁZARO MACHIAVELLO, PROF. PILAR MATTOS, PROF. PAOLA MOAR, PROF. CECILIA MOROSINI, PROF. CATALINA OLID, PROF. NATALIA PÉREZ Y PROF. CARLA RICCO.

- AL DR. ALDO RODRÍGUEZ, POR SU PERMANENTE DEDICACIÓN Y COMPROMISO CON LA CREACIÓN DE ESTOS LIBROS Y TODAS LAS ACCIONES DE LENGUA QUE SE DESARROLLAN A NIVEL DE POLÍTICAS EDUCATIVAS DE LA ADMINISTRACIÓN.
- A LA EMBAJADA DE EEUU, POR SU APOYATURA CONSTANTE A LA MEJORA DE LAS PRÁCTICAS EDUCATIVAS EN LENGUA INGLESA.
- A LA COMISIÓN FULBRIGHT, POR EL APOYO PERMANENTE A TODA INSTANCIA DE FORMACIÓN, PERFECCIONAMIENTO Y ACOMPAÑAMIENTO DOCENTE, ASÍ COMO POR TODOS LOS INTERCAMBIOS EDUCATIVOS A TRAVÉS DE LOS AÑOS.
- A LOS PROFESORES DE INGLÉS PRESENCIAL DEL PAÍS, MOTOR, RAZÓN Y SENTIDO DE LA PUBLICACIÓN DE ESTOS LIBROS. COMO CADA RECURSO QUE SE ELABORA EN EL DEPARTAMENTO, UNA VEZ MÁS, ESTE LIBRO ES **POR Y CONJUNTAMENTE** CON USTEDES.

REFERENCES:



READ



WRITE



LISTEN



SPEAK



DISCUSS



PLAY A GAME



WORK IN PAIRS



WORK IN GROUPS



ROLE-PLAY



DRAW



COLOR



LOOK



WATCH A VIDEO



CUT



STICK



MATCH



NUMBER / COUNT



LET'S MEET OUR FRIENDS!





TODAS LAS IMÁGENES SIN ACREDITAR PERTENECEN A CANVA.COM.
PERSONAJES CREADOS CON BITMOJI.COM.



UNIT 1

HELLO AGAIN





UNIT 1 - HELLO AGAIN

ACTIVITY 1



WELCOME BACK TO SCHOOL!
MY NAME IS NICO, AND I'M
HAPPY TO BE HERE. WHAT'S
YOUR NAME?

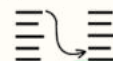
1 DRAW YOURSELF AND WRITE YOUR NAME:



HELLO!

I'M _____

A large, empty rectangular box with a dashed blue border, intended for the student to draw themselves and write their name.



2 LISTEN / READ AND MATCH THE BUBBLE TO THE PERSON.

BYE BYE!

HELLO, TEACHER!

HELLO, CHILDREN!
MY NAME IS MARÍA, I'M
YOUR ENGLISH TEACHER.

GOODBYE, CHILDREN!

HELLO, I'M PAOLA.
I'M NICO'S MOTHER.

HI, MY NAME IS
EMMA. WHAT'S
YOUR NAME?

1



2



3

4

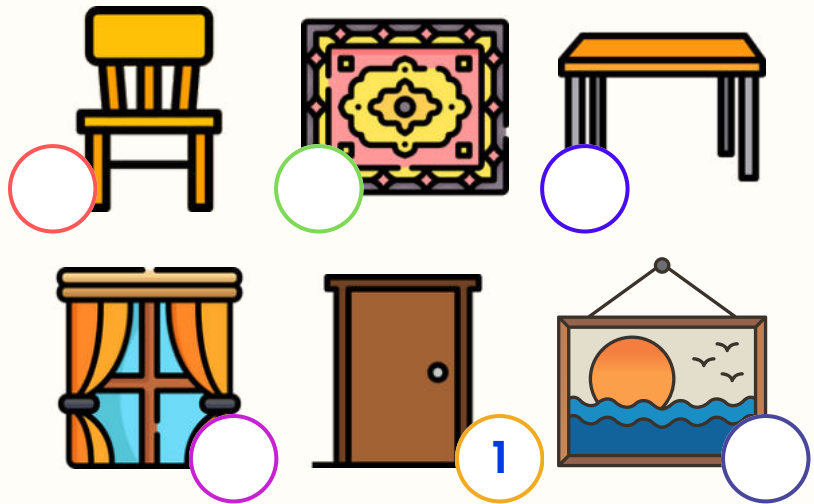

ACTIVITY 2

LAST YEAR, WE LISTENED TO A STORY. NOW, I'M READING IT. DO YOU REMEMBER "GOLDILOCKS AND THE THREE BEARS"?




1 LISTEN TO THE STORY "GOLDILOCKS AND THE THREE BEARS".

2 THESE ARE SOME OBJECTS YOU CAN FIND AT THE BEARS' HOUSE. LISTEN AND NUMBER THEM.



3 LISTEN / READ AND **CIRCLE** THE DESCRIBED HOUSE.

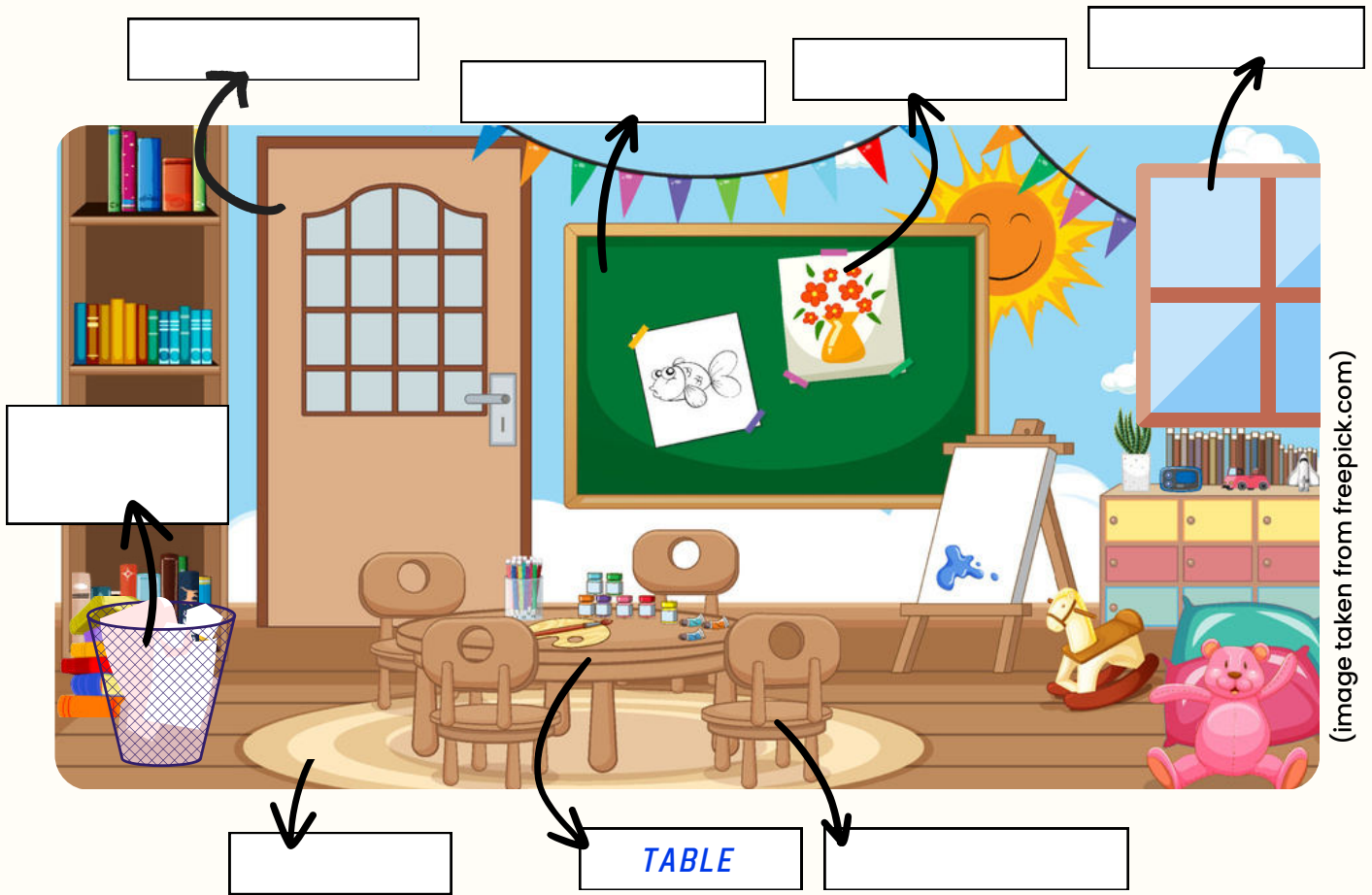
- THERE IS A **SMALL WINDOW**.
- THERE IS A **TABLE**.
- THERE ARE **TWO BROWN CHAIRS**.
- THERE ARE **THREE BEARS**.



ACTIVITY 3

1 LABEL THE CLASSROOM.


- ~~TABLE~~
- CHAIR
- BLACKBOARD
- WINDOW
- DOOR
- CARPET
- PAPER BASKET
- PICTURE



(image taken from freepick.com)


2 LOOK AROUND YOUR CLASSROOM AND COUNT.

- HOW MANY...**
- ... TABLES? _____
 - ... CHAIRS? _____
 - ... WINDOWS? _____
 - ... DOORS? _____
 - ... CARPETS? _____



ACTIVITY 4

NOW, LET'S LISTEN TO A NEW STORY. IT'S ABOUT A LADYBUG CALLED LUCY.



1 LISTEN TO THE STORY "LUCY'S PENCILCASE".



2 DRAW AND LABEL THE OBJECTS THAT APPEAR IN THE STORY.



PENCILS

MARKERS

SCISSORS


RULER

ERASER


COLORED PENCILS

GLUE

SHARPENER



3 READ AND COLOR THE PENCILS.



*THIS IS MY PENCIL CASE.
I HAVE A BLACK PENCIL.
I HAVE SIX BLUE PENCILS
I HAVE TWO YELLOW
PENCILS. I HAVE FOUR
PINK PENCILS. I HAVE A
RED PENCIL. I DON'T HAVE
A GREEN PENCIL.*



4 EXTRA LISTEN TO THE SONG "I HAVE A PENCIL".



ACTIVITY 5

1 LOOK AT THE PICTURE, READ AND ANSWER.



EXAMPLE:

● IS THERE A RULER IN THE BACKPACK? YES.

● IS THERE GLUE IN THE BACKPACK? NO.

1 IS THERE A BLUE MARKER? _____

2 IS THERE AN ERASER? _____

3 IS THERE A SHARPENER? _____

4 IS THERE A PEN? _____

5 IS THERE A BLACK PENCIL? _____

2 WRITE SENTENCES ABOUT THE OBJECTS IN THE BACKPACK.




IT'S A SHARPENER

IT'S...

IT'S...

IT'S...

IT'S...




ACTIVITY 6

LOOK AT EMMA AND NICO IN THIS ROLEPLAY.
CAN YOU DO IT WITH A FRIEND?



CAN YOU LEND ME A PEN?



SORRY, I DON'T HAVE ONE.



CAN YOU LEND ME A RULER?



YES! HERE YOU ARE.



1 READ AND DRAW THE OBJECT.



CAN YOU LEND ME A BLUE PEN?



YES! HERE YOU ARE.

CAN YOU LEND ME YOUR GLUE?



YES! HERE YOU ARE.



YES! HERE YOU ARE.




CAN YOU LEND ME A GREEN PENCIL?

ACTIVITY 7



I WANT TO CONTINUE SWINGING. CAN YOU HELP ME WITH MY HOMEWORK?

1 READ AND MATCH.




IT IS A BLACKBOARD.



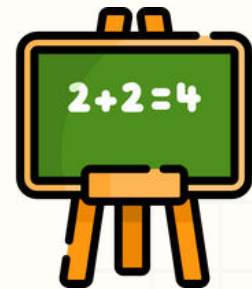
IT IS A BACKPACK.

IT IS A PENCIL CASE.

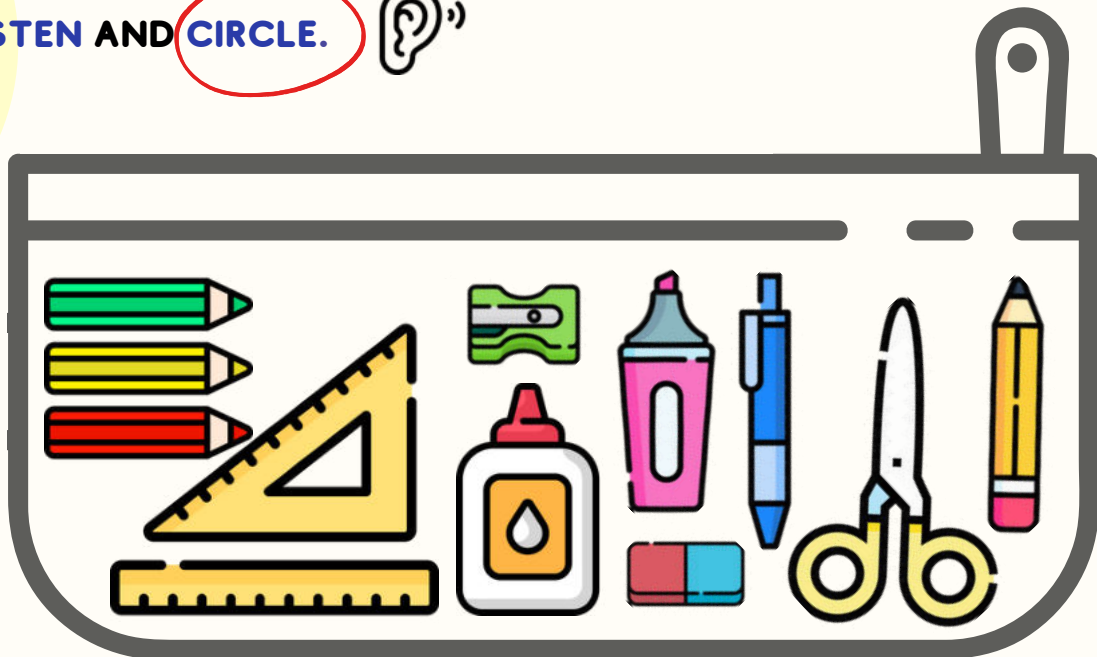


THEY ARE COLORED PENCILS.

IT IS A NOTEBOOK.

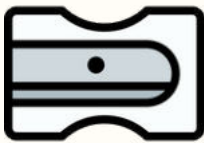



2 LISTEN AND CIRCLE.



ACTIVITY 8 - ASSESSMENT


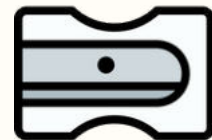

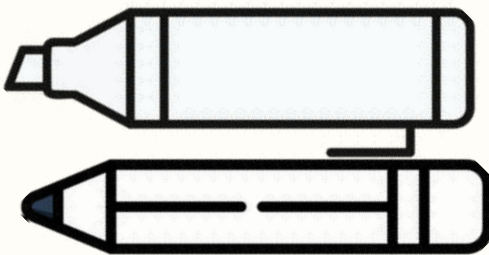
1 READ AND MATCH.



IT IS A MARKER.
 IT IS A YELLOW PENCIL.
 IT IS A BACKPACK.
 IT IS A WHITE SHARPENER.
 IT IS A BOTTLE OF GLUE.
 IT IS A PENCIL CASE.



2 LISTEN AND COLOR.



(Images source: Flaticon.com)

3 WRITE ABOUT YOUR PENCIL CASE.



I HAVE A PENCIL CASE.












4 DRAW YOUR PENCILCASE.




IN THIS UNIT, I DID...



EXCELLENT



GOOD




SO SO





**HELP,
PLEASE!**

UNIT 2

COUNT ON ME





UNIT 2- COUNT ON ME

ACTIVITY 1


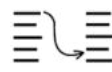
HI, KIDS! DO YOU LIKE MONSTERS AS MUCH AS I DO? I HOPE YOU LIKE THIS STORY.



1 LISTEN TO THE DESCRIPTION OF THE MONSTER FAMILY.



2 LISTEN, READ AND MATCH.



GRANDMA


GRANDPA

DAD

MOM

SISTER

BROTHER




3 READ AND COMPLETE.



EXAMPLE:

I AM A LITTLE MONSTER.




SHE IS MY _____.



SHE IS MY _____.



HE IS MY _____.



TOM IS MY _____.

4 SING "THE FAMILY FINGER" SONG.



DADDY FINGER, DADDY FINGER, WHERE ARE YOU?
HERE I AM, HERE I AM. HOW DO YOU DO?

MOMMY FINGER, MOMMY FINGER, WHERE ARE YOU?
HERE I AM, HERE I AM. HOW DO YOU DO?

BROTHER FINGER, BROTHER FINGER, WHERE ARE YOU?
HERE I AM, HERE I AM. HOW DO YOU DO?

SISTER FINGER, SISTER FINGER, WHERE ARE YOU?
HERE I AM, HERE I AM. HOW DO YOU DO?

BABY FINGER, BABY FINGER, WHERE ARE YOU?
HERE I AM, HERE I AM. HOW DO YOU DO?




ACTIVITY 2

1 LISTEN TO THE DESCRIPTION OF THE MONSTER FAMILY. 


2 READ AND **CIRCLE**. 

EXAMPLE: ● THE DAD IS **TALL** / SHORT.



● TOM IS A MONSTER **CAT** / **DOG**.

THE SISTER IS **TALL** / **SHORT**. ●



● THE GRANDMA IS **SAD** / **HAPPY**.

ANDY IS A **BOY** / **MONSTER**. ●



3 SPIN AND SAY. (IMAGES ON PAGE 29)  

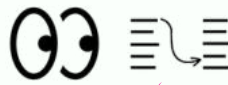


HI KIDS! HERE ARE TWO SPINNING WHEELS TO HELP YOU MAKE SENTENCES ABOUT THE MEMBERS OF THE MONSTER FAMILY.

FOR EXAMPLE: "MOTHER" AND "SAD", SO... *THE MOTHER IS SAD.*

ACTIVITY 3

1 LOOK AT THE MONSTERS AND MATCH.






SCARED

CALM

SAD

HAPPY

ANGRY



2 READ AND CIRCLE YES OR NO.



EXAMPLE: ● THE MONSTER IS SURPRISED.

YES NO



● THE GRANDPA IS ANGRY.

YES NO



● THE MONSTER IS HAPPY.

YES NO



● THE GRANDMA IS SCARED.

YES NO



● THE SISTER IS SAD.


YES NO

3 LISTEN / READ AND WRITE THE CORRECT NUMBER.



EXAMPLE: I HAVE FOUR PURPLE LEGS.


2



1



2



3




4

I HAVE A BLACK NOSE. _____

I HAVE THREE RED EYES. _____

I HAVE TWO GREEN ARMS. _____



I LOVE MONSTERS!!
WHAT ABOUT YOU?

ACTIVITY 4

1 LISTEN TO THE STORY. 

2 DRAW THE MONSTER.

3 COMPLETE IT WITH THE PARTS OF THE FACE. 

NOW, WE'LL LISTEN
TO A STORY ABOUT A
VERY COLORFUL
MONSTER. LISTEN
CAREFULLY!



NOSE EYES EARS FACE
HAIR MOUTH TEETH

4 LISTEN TO THE STORY AGAIN. 

5 LOOK AT THE GREEN MONSTER AND COMPLETE THE SENTENCES: 



EXAMPLE: IT HAS YELLOW HAIR.

- 1 IT HAS A _____ NOSE.
- 2 IT HAS _____ EARS.
- 3 IT HAS _____ TEETH.
- 4 IT HAS _____ MOUTH.

WORD BANK

SCARY • BIG • GREEN
 SMALL • BIG • RED
 PURPLE
 SHARP • WHITE
 BIG • YELLOW

ACTIVITY 5

1 LOOK AT THE  GREEN MONSTER'S FAMILY.



PAUL



LUCY



PETER

2  LISTEN AND WRITE THE NAMES OF THE MEMBERS OF THE FAMILY.



NICK



PAM



MARY

EXAMPLE: GRANDPA - PETER

MOM - _____

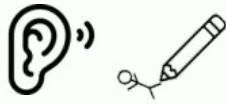
DAD - _____

GRANDMA - _____

BROTHER - _____

SISTER - _____

3 LISTEN AND DRAW.





4 GUESS WHO?



IT IS RED AND ORANGE. IT HAS TWO HORNS AND WEARS GLASSES.

IT'S PAM!



MARY

PETER



NICK



PAM



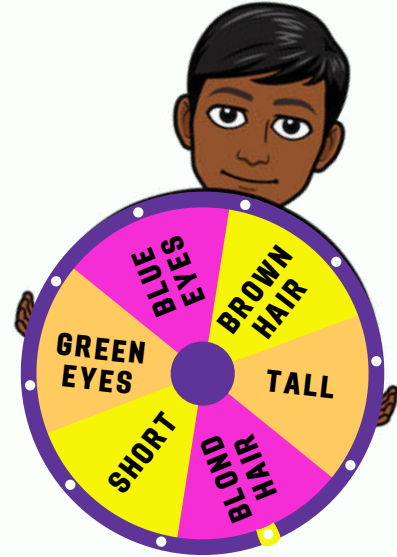

PAUL



LUCY

ACTIVITY 6

- 1** SPIN AND SAY.
(IMAGES ON PAGE 31)



- 2** WRITE FOUR (4) SENTENCES USING THE SPINNING WHEELS.

EXAMPLE: *TOM HAS GREEN EYES. / TOM IS TALL.*

1 _____

2 _____

3 _____

4 _____

3 READ AND WRITE THE CORRECT NAME.



BRANDON

LAURA

JOHN

SUSAN

EMMA

(Images from Freepik.com)

EXAMPLE:

SHE HAS GRAY HAIR AND BLUE EYES. SUSAN

SHE HAS LONG, STRAIGHT BROWN HAIR AND BROWN EYES. _____

HE HAS SMALL EYES, A GRAY BEARD AND SHORT, GRAY HAIR. HE IS WEARING GLASSES. _____

HE HAS BIG BROWN EYES AND SHORT, BROWN HAIR. HE IS TALL. _____

SHE HAS BIG GREEN EYES AND SHORT, BLONDE HAIR. SHE IS TALL. _____

ACTIVITY 7

1 READ AND MATCH.



SHE HAS BROWN EYES AND LONG, CURLY BROWN HAIR.

HE HAS BROWN EYES AND SHORT, STRAIGHT GINGER/RED HAIR.



SHE HAS BROWN EYES AND SHORT, STRAIGHT BLACK HAIR.

SHE HAS BLUE EYES AND LONG, STRAIGHT BLONDE HAIR.

ASK YOUR TEACHER TO READ THEM ALOUD IF YOU DON'T UNDERSTAND.



2 LISTEN TO THE SONG:



"HOKEY POKEY"

YOU PUT YOUR RIGHT FOOT IN,
YOU PUT YOUR RIGHT FOOT OUT;
YOU PUT YOUR RIGHT FOOT IN,
AND YOU SHAKE IT ALL ABOUT.

YOU DO THE HOKEY-POKEY,
AND YOU TURN YOURSELF AROUND.
THAT'S WHAT IT'S ALL ABOUT!

YOU PUT YOUR LEFT FOOT IN,
YOU PUT YOUR LEFT FOOT OUT;
YOU PUT YOUR LEFT FOOT IN,
AND YOU SHAKE IT ALL ABOUT.
YOU DO THE HOKEY-POKEY,
AND YOU TURN YOURSELF AROUND.
THAT'S WHAT IT'S ALL ABOUT!

YOU PUT YOUR RIGHT HAND IN,
YOU PUT YOUR RIGHT HAND OUT;
YOU PUT YOUR RIGHT HAND IN,
AND YOU SHAKE IT ALL ABOUT.
YOU DO THE HOKEY-POKEY,
AND YOU TURN YOURSELF AROUND.
THAT'S WHAT IT'S ALL ABOUT!

YOU PUT YOUR LEFT HAND IN,
YOU PUT YOUR LEFT HAND OUT;
YOU PUT YOUR LEFT HAND IN,
AND YOU SHAKE IT ALL ABOUT.
YOU DO THE HOKEY-POKEY,
AND YOU TURN YOURSELF AROUND.
THAT'S WHAT IT'S ALL ABOUT!

YOU PUT YOUR WHOLE SELF IN,
YOU PUT YOUR WHOLE SELF OUT;
YOU PUT YOUR WHOLE SELF IN,
AND YOU SHAKE IT ALL ABOUT.
YOU DO THE HOKEY-POKEY,
AND YOU TURN YOURSELF AROUND.
THAT'S WHAT IT'S ALL ABOUT!



ACTIVITY 8 - ASSESSMENT

1 LISTEN AND DRAW.  



2 LOOK, READ AND WRITE YES / NO.  





(Image from Freepik.com)

EXAMPLE:

HE HAS CURLY HAIR. YES

- HE HAS BLOND HAIR. _____
- HE HAS GREEN EYES. _____
- HE HAS LONG HAIR. _____
- HE HAS A BIG NOSE. _____

3 DRAW YOUR FACE AND WRITE ABOUT IT.



- I AM _____.
- I HAVE _____ HAIR.
- I HAVE _____ EYES.
- I HAVE _____ NOSE.
- I HAVE _____ MOUTH.

4 TELL YOUR TEACHER ABOUT YOUR FACE.




IN THIS UNIT, I DID...



EXCELLENT



GOOD



SO SO



**HELP,
PLEASE!**

CUT OUTS

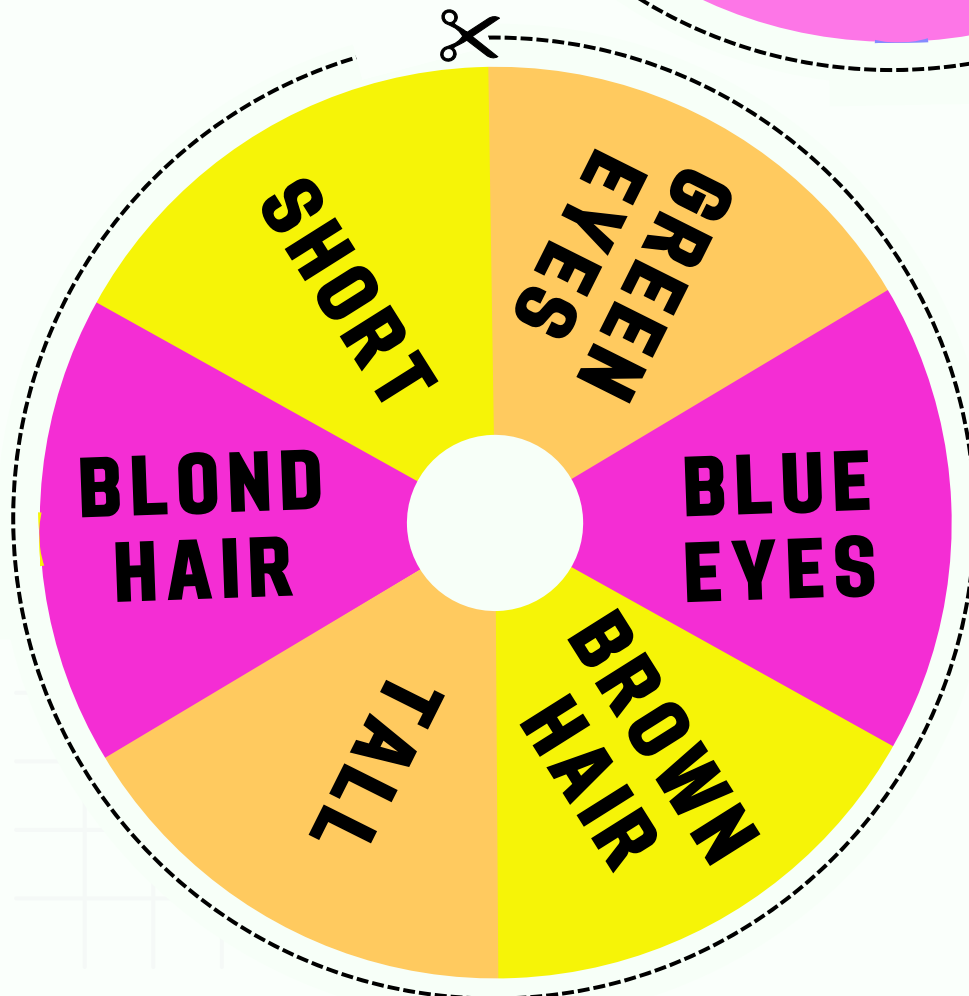
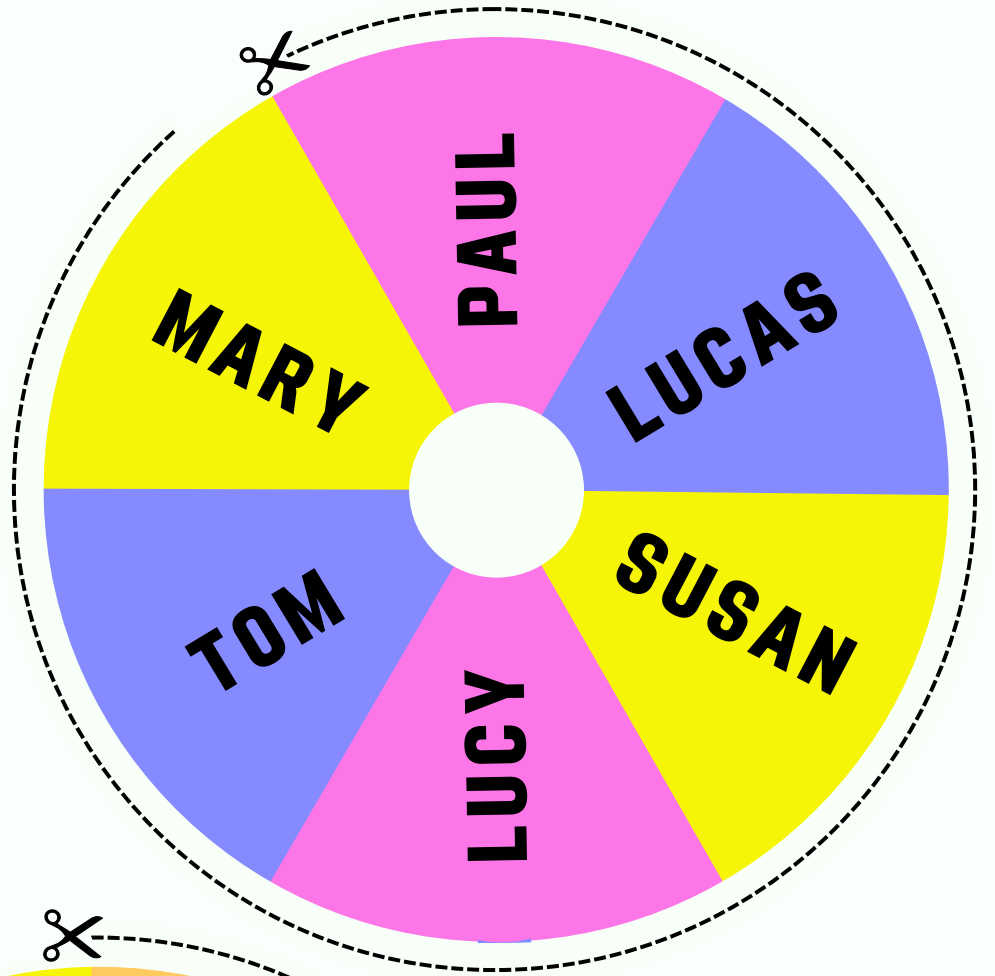
ACTIVITY 2







CUT OUTS

ACTIVITY 6








UNIT 3

LIVING CREATURES AROUND US





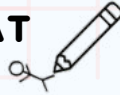


UNIT 3- LIVING CREATURES AROUND US

ACTIVITY 1

MY FAVORITE ANIMAL IS THE RHINO. WHAT IS YOUR FAVORITE ANIMAL?

1 DRAW YOUR FAVORITE ANIMAL AND UNDERLINE THE WORDS THAT DESCRIBE IT.




WORD BANK


BIG • SMALL • LONG
FISH • REPTILE • BIRD
BROWN • MAMMAL
WHITE • COLORFUL
BLACK

MY FAVORITE ANIMAL IS A/AN _____.

FREDDY IS PLAYING A GUESSING GAME. CAN YOU HELP HIM?




2 LISTEN / READ AND TICK ✓ THE CORRECT ANIMAL.



IT IS BIG. IT IS GREY.
IT CAN WALK. IT CAN'T SWIM.

ACTIVITY 2

1 SPEAK "WHAT IS IT?"





2 PLAY THE GUESSING GAME IN PAIRS.



3 LISTEN AND **CIRCLE** YES OR NO.



EXAMPLE:

IS IT A CAT? YES / NO

IS IT A BIRD? YES / NO

IS IT A DOG? YES / NO



IS IT A PIG? YES / NO

IS IT A LION? YES / NO



ACTIVITY 3

1 LISTEN AND TICK THE CORRECT ANIMAL.



(Images from Freepik.com)

2 READ AND NUMBER.



EXAMPLE: *NUMBER 1 IS BLACK. IT CAN FLY AND SWIM.*

- NUMBER 2 IS BLACK AND WHITE. IT CAN RUN.
- NUMBER 3 IS BROWN, BLACK AND WHITE. IT CAN RUN.
- NUMBER 4 IS BLACK AND YELLOW. IT CAN SWIM.



(Images from Freepik.com)

ACTIVITY 4

1 WATCH THE VIDEO: "THE LION AND THE MOUSE".



2 MATCH THE WORD TO THE IMAGE. 



EXAMPLE:

THIS IS A **LION**.

THIS IS A **MOUSE**.

THIS IS A **TRAP**.

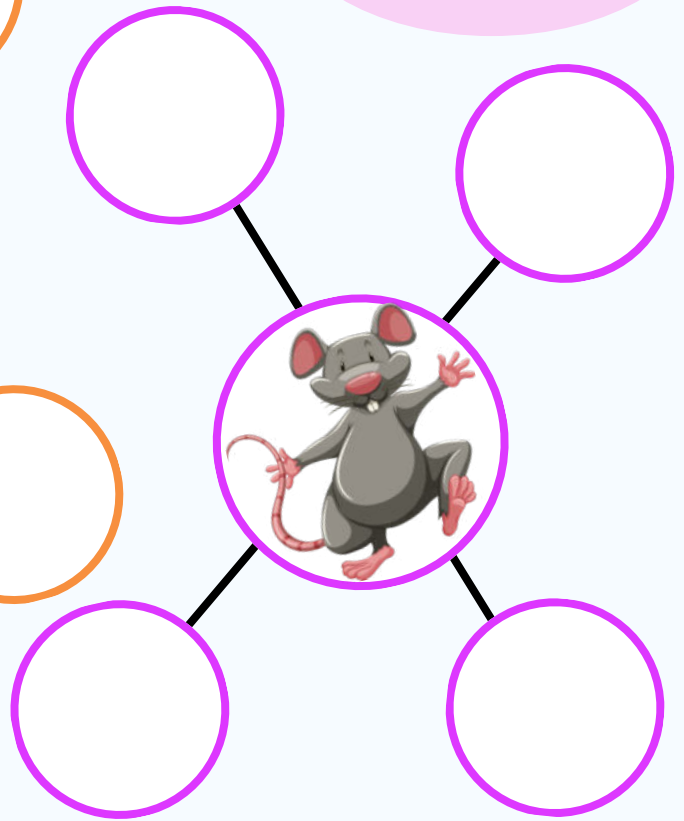
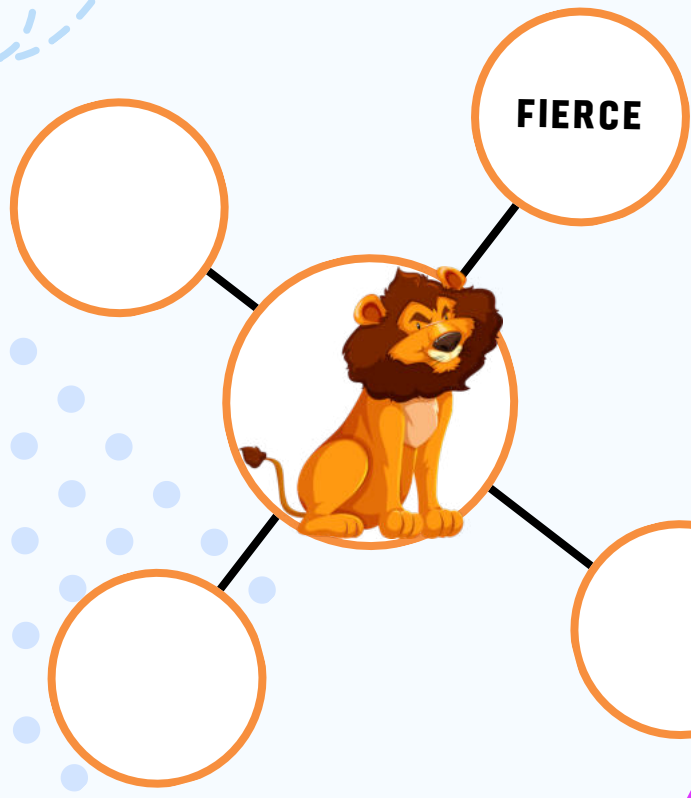
THIS IS A **FOREST**.



3 READ AND COMPLETE.



HEAVY LIGHT
FIERCE SMALL
BIG INTELLIGENT



ACTIVITY 5

1 SPEAK. PLAY THE GUESSING GAME.



JUAN IS IN NICO'S CLASS. HE IS PLAYING: GUESS THE ANIMAL.



CAN IT SWIM?

YES, IT CAN.

IS IT A FISH?

YES, IT IS.

2 WATCH THE VIDEO AND **CIRCLE** THE CORRECT OPTION.



- 1 THE LION IS IN THE...
PARK JUNGLE SCHOOL
- 2 THE LION IS...
ANGRY SAD HAPPY
- 3 THE MOUSE IS...
YELLOW BIG SMALL
- 4 THE LION AND THE MOUSE ARE...
STUDENTS FRIENDS BROTHERS

3 LISTEN / READ AND MATCH.



HE IS A **HUMAN**.
HE IS **TALL**.
HE IS **STRONG**.

IT IS **BIG**.
IT IS **BROWN AND YELLOW**.
IT IS THE **KING OF THE JUNGLE**.

IT IS **SMALL**.
IT IS **GRAY**.
IT IS **INTELLIGENT**.

ACTIVITY 6

1 WRITE "YES" OR "NO". 

	 CAT	 LION	 DUCK	 MOUSE
SWIM	NO			
FLY	NO			
RUN	YES			
CLIMB	YES			
WALK	YES			

2 WRITE FIVE (5) SENTENCES ABOUT THE ANIMALS USING CAN / CAN'T. 

EXAMPLE: *THE CAT CAN WALK. THE CAT CAN'T FLY.*

1 _____

2 _____

3 _____

4 _____


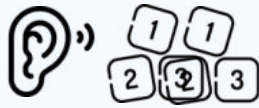
5 _____

ACTIVITY 7

I SPY WITH MY LITTLE EYE...



1 LISTEN AND NUMBER.



(Images from Flaticon.com)

2 READ THE DESCRIPTIONS AND WRITE THE ANIMALS' NAMES.



- TIGER
- RHINO
- FROG
- KANGAROO
- BIRD

IT IS ORANGE,
BLACK AND WHITE.
IT IS BIG.
IT CAN RUN.

IT'S A TIGER.

IT IS BIG AND
GRAY. IT HAS
SMALL EARS AND A
BIG HORN.
IT CAN WALK.

IT'S A _____.

IT IS A SMALL
ANIMAL. IT HAS
YELLOW FEATHERS.
IT CAN FLY.

IT'S A _____.

IT IS A MAMMAL.
IT IS TALL AND
BROWN. IT HAS A
LONG TAIL. IT CAN
JUMP.

IT'S A _____.

IT IS AN
AMPHIBIAN. IT IS
SMALL AND GREEN.
IT HAS FOUR LEGS.
IT CAN SWIM AND
JUMP.

IT'S A _____.


ACTIVITY 8 - ASSESSMENT



1 READ AND MATCH.



IT IS GREEN.
IT CAN SWIM.



IT IS BROWN.
IT CAN JUMP.



IT IS BROWN.
IT IS FIERCE.



IT IS BLACK.
IT CAN FLY.




IT IS BIG.
IT CAN RUN.

(Images from Flaticon.com)

2 LISTEN AND NUMBER.



3 WRITE ABOUT THIS ANIMAL. 




EXAMPLE:

THE TIGER CAN RUN.

WORD BANK

RUN FLY CLIMB
SWIM JUMP ORANGE
TIGER BLACK FIERCE
TAIL LEGS EARS FUR

4 CHOOSE AN ANIMAL AND DESCRIBE IT TO YOUR PARTNER.




IN THIS UNIT, I DID...




EXCELLENT



GOOD







SO SO



**HELP,
PLEASE!**







UNIT 4

ENJOY YOUR MEAL!






UNIT 4- ENJOY YOUR MEAL

ACTIVITY 1

LET'S LISTEN TO THE SONG "EAT AND DRINK ALL DAY LONG"



1 LISTEN AND CLASSIFY THE FOOD ITEMS.



2 LISTEN TO THE SONG AND COMPLETE.



BREAD AND BUTTER, ICE CREAM AND C .

BURGERS AND FRIES AND A BIG MILKSHAKE

F AND VEGETABLES, CARROTS AND PEAS,

CHOCOLATE AND COOKIES AND A CUP OF T .

A CHEESE SANDWICH, POTATOES AND MEAT,

SOUP AND S AND SOMETHING SWEET.

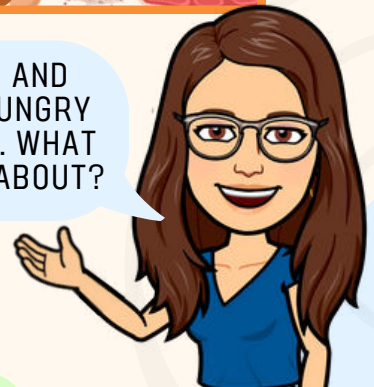
E AND SAUSAGES, FISH AND RICE,

A BOTTLE OF JUICE WITH PIZZA IS NICE.

3 READ THE DIALOG.



HI, KIDS! FREDDIE AND EMMA ARE VERY HUNGRY DURING THE BREAK. WHAT ARE THEY TALKING ABOUT?




HI, EMMA. WHAT IS YOUR FAVORITE FOOD?

I LIKE SANDWICHES



WHAT IS YOUR FAVORITE DRINK?

I LIKE ORANGE JUICE



4 NOW, ROLE PLAY THE DIALOG WITH A FRIEND.



ACTIVITY 2

1 LET'S LISTEN TO A SONG!   

THEN, **CIRCLE** THE FOOD AND DRINKS FROM THE SONG.



BREAD



STRAWBERRIES



PICKLE



FISH



CHOCOLATE
CAKE



MILKSHAKE



SALAMI



CARROTS

(Image source: flaticon.com)

2 LET'S PLAY A GAME! 

JUMP WHEN THE TEACHER
MENTIONS YOUR CARD.

JUMP WITH THE CAKE!!


(CUT OUTS ON PAGE 65)



3 PLAY THE GUESSING GAME.



IT IS GREEN. IT IS BIG AND HEAVY. IT IS FOOD.



IS IT A SANDWICH?

NO, IT ISN'T.

IS IT A WATERMELON?

YES, IT IS.



PEARS



SANDWICH



MILKSHATE




ORANGES



COFFEE



WORD BANK




ACTIVITY 3

1 LISTEN TO A SONG ABOUT THE SUPERMARKET.



HI! I WENT TO THE SUPERMARKET. CAN YOU HELP ME ORGANIZE MY REFRIGERATOR?



2 LISTEN AGAIN. WHAT FOOD IS MENTIONED IN THE SONG? PUT IT IN THE REFRIGERATOR.



CORN



CANDY




COOKIES



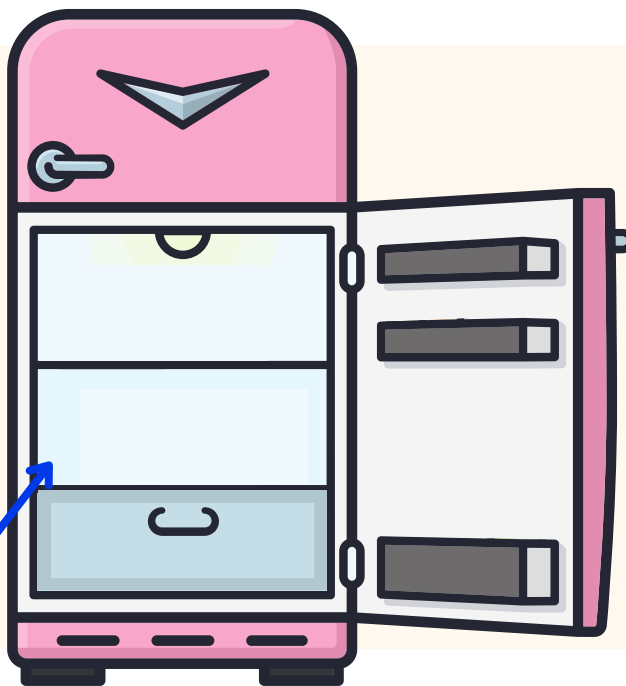
EGGS



CHICKEN



BREAD



ORANGE



CHOCOLATE



MANGO



BUTTER



STRAWBERRY



PEACH

3 IN THE REFRIGERATOR DRAW 3 DRINKS YOU CAN BUY AT THE SUPERMARKET.




4 PAIR WORK:

a DRAW 3 FOOD ITEMS AND 2 DRINKS IN YOUR REFRIGERATOR.



DO NOT SHOW IT TO YOUR FRIENDS. IT'S A SECRET!!




MY REFRIGERATOR

b TELL YOUR FRIEND ABOUT THE THINGS YOU HAVE IN YOUR REFRIGERATOR.

EXAMPLE: *THERE IS A BOTTLE OF MILK.*
THERE ARE TWO PEARS.



c LISTEN TO YOUR FRIEND AND DRAW WHAT HE/SHE HAS.




MY FRIEND'S REFRIGERATOR

ACTIVITY 4

1 SING THE SONG
"EAT AND DRINK ALL DAY LONG"



2 GAME: IN PAIRS, WRITE ALL THE FOOD ITEMS
AND DRINKS YOU REMEMBER.



FOOD

DRINKS



3 LOOK AT THE PICTURE. READ AND ANSWER.




EXAMPLES:

HOW MANY EGGS ARE THERE?
THERE ARE SIX EGGS.

ARE THE APPLES BIG OR SMALL?
THE APPLES ARE BIG.

WHAT COLOR IS THE BANANA?
THE BANANA IS YELLOW.



(Image source: FREEPIK.com)

● HOW MANY PEARS ARE THERE?
THERE ARE _____ PEARS.

● WHAT COLOR ARE THE WATERMELONS?
THE WATERMELONS ARE _____.

● IS THE BANANA BIG OR SMALL?
THE BANANA IS _____.

● WHAT COLOR ARE THE APPLES?
THE APPLES ARE _____.

● IS THE SANDWICH BIG OR SMALL?
THE SANDWICH IS _____.

● HOW MANY CARROTS ARE THERE?
THERE ARE _____ CARROTS.

4 FREDDY AND EMMA ARE TELLING RIDDLES.



NOW IT'S YOUR TURN!

IT'S A FRUIT.
IT'S RED AND SMALL.
WHAT IS IT?




IT'S A STRAWBERRY.



ACTIVITY 5


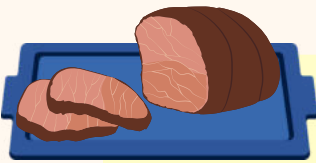
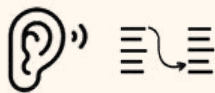
HI, KIDS! DO YOU LIKE SONGS AS MUCH AS I DO? I HOPE YOU LIKE THIS SONG!



1 LET'S WATCH THE VIDEO "TODAY IS MONDAY"!



2 LISTEN AND MATCH.



MONDAY
TUESDAY
WEDNESDAY
THURSDAY
FRIDAY
SATURDAY



3 ON SUNDAY, THE



EATS...



4 READ / LISTEN TO THE RIDDLES AND CIRCLE.



EXAMPLE:


IT IS A LIQUID.
IT IS HOT.
IT HAS
VEGETABLES.




IT IS BLUE.
IT IS SMALL.
IT IS *NOT* A
FRUIT.




IT IS YELLOW.
IT IS LONG.
IT IS *NOT* A
DRINK.



THEY ARE GREEN.
THEY ARE SMALL.
THEY ARE
VEGETABLES.



IT IS BROWN AND
PINK.
IT IS *NOT* A
VEGETABLE.



5 WRITE THE MISSING RIDDLE WITH YOUR TEACHER.



IT IS _____

IT IS _____

IT IS NOT _____

WHAT IS IT? IT IS _____

ACTIVITY 6

1 LET'S WATCH THE VIDEO "TODAY IS MONDAY"!



2 DO YOU LIKE RIDDLES? LISTEN AND TICK ✓.




EXAMPLE:


IT IS A LIQUID.
IT IS WHITE.
IT COMES FROM
THE COW.




IT IS A VEGETABLE.
IT IS BROWN.
IT IS MEDIUM SIZE.



IT IS BIG AND ROUND.
IT IS GREEN AND RED.
IT IS HEAVY.



IT IS RED AND
GREEN.
IT IS SMALL.
IT IS A FRUIT.



3 CHOOSE A FOOD ITEM AND CREATE A RIDDLE ABOUT IT.

A large, light blue scroll with horizontal lines for writing. The scroll is unrolled and has a pencil icon at the top right corner.

LET'S SING!



"ONE POTATO, TWO POTATOES"



ACTIVITY 7

1 LET'S WATCH THE VIDEO "TODAY IS MONDAY"!



2 COMPLETE THE FOLLOWING RIDDLES. 

EXAMPLE:

IT IS A LIQUID .
IT IS HOT .
IT HAS VEGETABLES.



VEGETABLES • DRINK • ~~BIG~~ • ~~HOT~~ • FRUIT • SMALL
ORANGE • BROWN • YELLOW • ~~LIQUID~~

IT IS A VEGETABLE .
IT IS _____ .
IT IS _____ .



IT IS A _____ .
IT IS _____ .
IT IS MEDIUM SIZE.



THEY ARE _____ .
THEY ARE GREEN.
THEY ARE _____ .



IT IS A _____ .
IT IS _____ .
IT IS HOT.



3

LET'S PLAY Pictionary!

LISTEN TO YOUR FRIEND AND DRAW WHAT HE/SHE DESCRIBES.




NOW, IT'S YOUR TURN!!




IT IS A LIQUID.
IT IS HOT.
IT HAS VEGETABLES.




IS IT SOUP?




4 LISTEN TO THE SONG "ONE POTATO, TWO POTATOES" AGAIN. 

1

ONE



2

TWO

3


THREE




WHAT IS NEXT? 



FOUR

WHAT IS NEXT? 

5

F _ V _

WHAT IS NEXT? 

6


WHAT IS NEXT? 

7
SEVEN



ACTIVITY 8 ASSESSMENT


1 LET'S PLAY A BOARD GAME!

START

IT'S YOUR TURN. ROLL THE DICE!



(Image source: flaticon.com)




FINISH

2 READ AND NUMBER.

- NUMBER 1 IS HOT. IT HAS VEGETABLES.
- NUMBER 4 IS A VEGETABLE. IT IS ORANGE.
- NUMBER 2 IS YELLOW. IT IS A FRUIT.
- NUMBER 5 IS A LIQUID. IT IS WHITE. IT COMES FROM THE COW.
- NUMBER 3 IS GREEN AND RED. IT IS BIG.



1





3 LISTEN AND CIRCLE THE DESCRIBED REFRIGERATOR. 



4 CHOOSE 2 AND WRITE RIDDLES ABOUT THEM. 

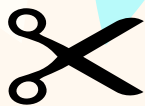
EXAMPLE:
 IT IS BIG AND ROUND.
 IT IS GREEN AND RED.
 IT IS HEAVY.








CUT OUTS










UNIT 5

OUR WORLD






UNIT 5- OUR WORLD

ACTIVITY 1

1 WATCH THE VIDEO "LET'S GO FOR A WALK OUTSIDE" AND TICK ✓ WHAT YOU SEE.



2 COMPLETE THE SENTENCES ABOUT WHAT YOU SEE IN THE VIDEO.
EXAMPLE:

● THERE IS A BROWN SQUIRREL.



● THERE ARE _____



● THERE IS A BLUE _____



● THERE ARE _____



● THERE ARE _____



3 WATCH THE VIDEO AGAIN AND CIRCLE THE CORRECT ANSWER. 

1 WHAT COLOR IS THE BIRD?

- a • YELLOW
- b • BLUE

4 HOW ARE THE MONSTERS FEELING?

- a • THEY ARE SAD.
- b • THEY ARE HAPPY.

2 WHAT'S THE WEATHER LIKE?

- a • IT'S RAINY.
- b • IT'S SUNNY.

5 WHERE ARE THE MONSTERS?

- a • AT SCHOOL.
- b • AT THE PARK.

3 HOW MANY MONSTERS ARE THERE?

- a • THERE ARE 6 MONSTERS.
- b • THERE ARE 8 MONSTERS.




(Image from "Let's Go For A Walk Outside" | Super Simple Songs (YouTube))

4 THESE ARE SOME THINGS YOU CAN FIND OUTDOORS. LISTEN AND NUMBER.   



ACTIVITY 2


DO YOU REMEMBER THE VIDEO FROM LAST CLASS? LET'S WATCH IT AGAIN!



- 1 **WATCH THE VIDEO**
"LET'S GO FOR A WALK OUTSIDE" AGAIN.



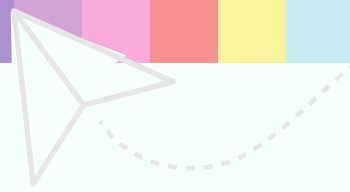
- 2 **NICO AND EMMA ARE PLAYING MEMORY. JOIN THEM!**
TURN THE CARDS, FIND PAIRS AND SAY THE SENTENCES
OUT LOUD.



IT'S A
MONSTER!!



(CUT OUTS ON PAGE 91)



3 READ THE DESCRIPTIONS AND MATCH THEM WITH THE IMAGES.

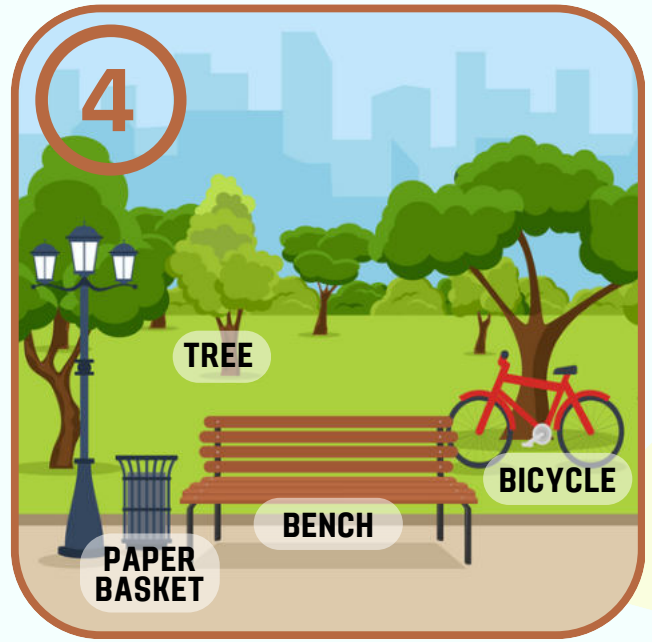


IN THE CITY THERE ARE STREETS AND STREET LIGHTS. THERE ARE LOTS OF CARS AND HOUSES.

IN THE PARK THERE ARE BENCHES AND PAPER BASKETS. THERE ARE TREES. THERE IS A BIKE.

IN THE BEACH THERE IS SAND. THE WATER IS CLEAR. THERE ARE ROCKS. THERE ARE PARASOLS.


IN THE FOREST THERE ARE LOTS OF TREES. THERE ARE SQUIRRELS AND BIRDS. THERE ARE DEERS.



4 LISTEN AND REPEAT.



PLAY COMPUTER GAMES




RUN



WALK



PLAY SPORTS



SWIM




TAKE PHOTOGRAPHS



RIDE A BIKE



5 WRITE THE ACTIONS. WHAT CAN YOU DO IN...?



CITY

In the city I can go to the cinema.

PARK



BEACH

FOREST





6 LOOK AT NICO AND SARA IN THIS ROLE-PLAY.  

WHAT CAN YOU DO
IN THE CITY?



I CAN PLAY
COMPUTER GAMES!



NOW IT'S YOUR TURN!




WE'LL LISTEN TO A STORY ABOUT THE WEATHER.


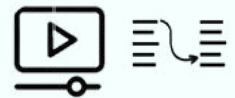
ACTIVITY 3



1 LISTEN AND RAISE YOUR HAND WHEN YOU HEAR WEATHER CONDITIONS.



2 WATCH THE VIDEO AND MATCH THE IMAGES WITH THE WEATHER CONDITIONS.



1

IT'S HOT



2

IT'S STORMY



3

IT'S SUNNY



4

IT'S CLOUDY



5

IT'S RAINY



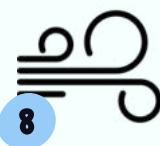
6

IT'S COLD



7

IT'S SNOWY



8

IT'S WINDY







3 LOOK AT THE PICTURES AND WRITE SENTENCES.







 +  *IT'S RAINY. I CAN PLAY COMPUTER GAMES.*

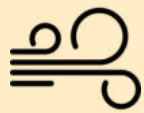

 +  *IT'S RAINY. I CAN'T PLAY SPORTS.*

 +  _____


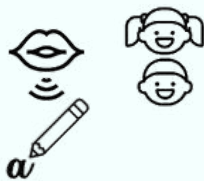
_____ +  + 

 +  _____

_____ +  + 

 +  _____




4 NOW, ASK YOUR PARTNER AND WRITE YES/NO IN THE CHART.



WEATHER	ACTIVITY	YOUR PARTNER
	WALK	
COLD		
WINDY		
	PLAY SPORTS	
SNOWY		
	RIDE A BIKE	


ACTIVITY 4

1 LISTEN TO THE STORY AGAIN. MATCH WEATHER CONDITIONS AND ACTIVITIES.




2 READ AND NUMBER.  

- 1 IT IS A SNOWY DAY IN THE FOREST.
- 2 IT IS RAINY DAY IN THE CITY.
- 3 IT IS A WINDY DAY IN THE PARK.
- 4 IT IS A SUNNY DAY IN THE BEACH.

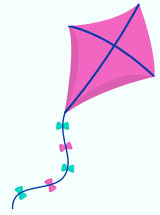


3 READ SARA'S FAVORITE POEM. 

I LOVE WINDY DAYS BECAUSE I CAN FLY A KITE. LET'S READ MY FAVORITE POEM!



*Let's fly a kite
 Come with me.
 Let's fly a kite.
 We'll fly it left.
 We'll fly it right.
 We'll fly it up.
 We'll fly it down.
 We'll fly our kite
 all over town.
 We'll fly all day
 Until it's night.
 Come with me.
 Let's fly a kite.*



Poem by — Kenn Nesbitt
 Copyright © 2019. All Rights Reserved.
<https://poetry4kids.com/nursery-rhymes/lets-fly-a-kite/>

4 THERE IS A KITE FESTIVAL AT SARA'S SCHOOL. LOOK AT THE POSTER AND TICK ✓ THE CORRECT OPTION. 



THE FESTIVAL IS ON SEPTEMBER 9TH. SEPTEMBER 15TH.

THE FESTIVAL IS AT 8:30 AM. 9:00 AM.

THE FESTIVAL IS AT GREEN PARK. GREY PARK.

5 NICO IS PLAYING A GAME WITH HIS FRIENDS! 



DANCE



DRINK HOT CHOCOLATE



MAKE A SNOWMAN



FLY A KITE



SWIM



WATCH A MOVIE

ACTIVITY 5





I WANT TO MAKE A KITE.
CAN YOU HELP ME?



1 WATCH THE VIDEO AND TICK ✓
THE MATERIALS YOU SEE.



2 WATCH THE VIDEO AND ORDER THE PICTURES.



1

3 WATCH THE VIDEO AGAIN AND CREATE YOUR OWN KITE.



(Images from "Easy step by step kite making" - Flying Master (YouTube))

SARA AND HER FRIENDS ARE AT THE KITE FESTIVAL. WHAT ARE THEY DOING?



4 LISTEN AND MATCH.



ACTIVITY 6

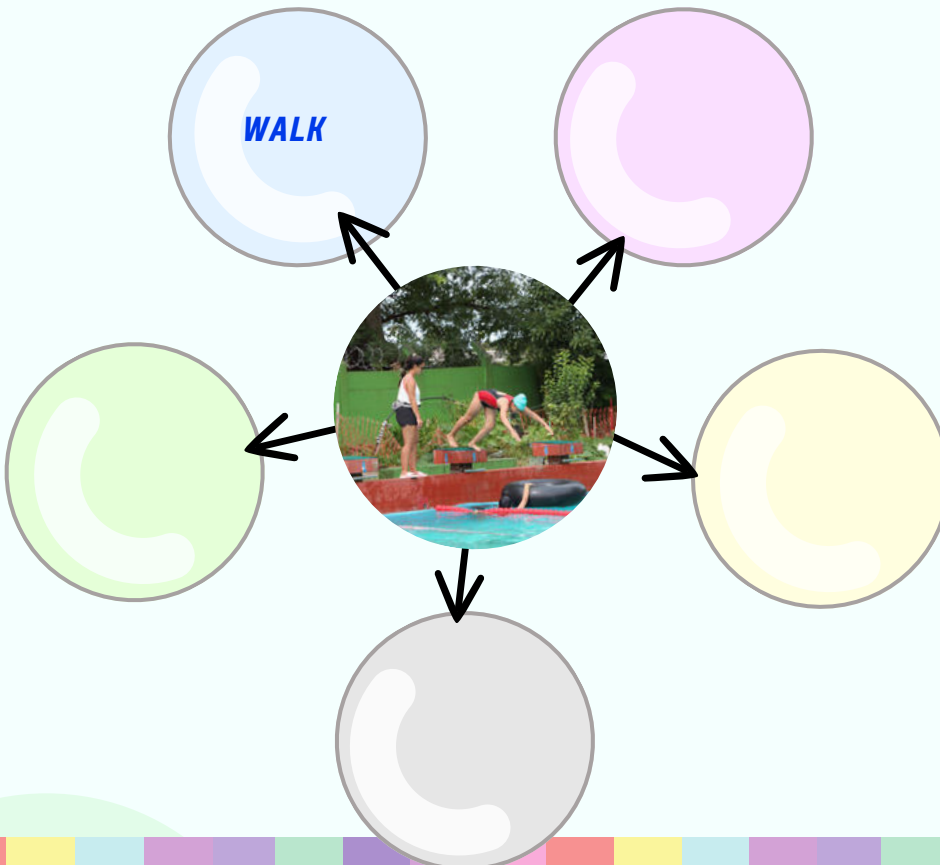
HI, KIDS! WHAT ACTIVITIES CAN YOU DO AT THE "PLAZA DE DEPORTES"?



(Images from <https://www.gub.uy/> and <https://montevideo.gub.uy/>)



1 COMPLETE THE MIND MAP WITH ACTIVITIES YOU CAN DO AT THE PLAZA DE DEPORTES.



WORD BANK

- PLAY FOOTBALL •
- ~~WALK~~ • SWIM • RUN •
- PLAY VIDEO GAMES •
- WRITE A DESCRIPTION •
- PLAY VOLLEYBALL •

WE RECEIVED AN INVITATION TO VISIT "PLAZA DE DEPORTES N°5 ATILIO NARANCIO". LOOK AT THE ACTIVITIES WE CAN DO THERE.

PLAZA DE DEPORTES N°5
"ATILIO NARANCIO"
OPEN MONDAY TO FRIDAYS
7:30 AM - 8:30 PM
AVE. 8 DE OCTUBRE 4250
MONTEVIDEO



2 LOOK AT THE POSTER I AND ANSWER.



EXAMPLE:

*CAN YOU GO TO THE "PLAZA DE DEPORTES" ON SATURDAYS? NO, YOU CAN'T.
CAN YOU GO TO THE "PLAZA DE DEPORTES" ON TUESDAYS? YES, YOU CAN.*

1 CAN YOU GO TO THE "PLAZA DE DEPORTES" IN THE MORNING?

2 CAN YOU SWIM AT THE "PLAZA DE DEPORTES"?

3 CAN YOU PLAY COMPUTER GAMES AT THE "PLAZA DE DEPORTES"?

4 CAN YOU PLAY VOLLEYBALL AT THE "PLAZA DE DEPORTES"?


5 CAN YOU WATCH A VIDEO AT THE "PLAZA DE DEPORTES"?

3 LISTEN AND ANSWER YES OR NO.  

EXAMPLE:

THE "PLAZA DE DEPORTES" IS NUMBER 7. NO

- 1 ADRIANA IS A SPANISH TEACHER. _____
- 2 THERE ARE INDOOR AND OUTDOOR ACTIVITIES. _____
- 3 IT IS A RAINY DAY. _____
- 4 YOU CAN PLAY SOCCER INDOORS. _____
- 5 YOU CAN DANCE INDOORS. _____







OUTDOORS



INDOORS






4 COMPLETE THE SENTENCES WITH THE ACTIVITIES. 

EXAMPLE:

I CAN RIDE A BIKE OUTDOORS.



WHAT ACTIVITIES CAN YOU DO OUTDOORS?

- 1 I CAN _____ OUTDOORS. 
- 2 I CAN _____ OUTDOORS. 
- 3 I CAN _____ . 
- 4 I _____ . 
- 5 _____ . 



HI, KIDS! THIS IS JAMES. HE GOES TO THE PARK EVERY DAY.

ACTIVITY 7



- 1 WHAT ACTIVITIES CAN JAMES DO IN THE PARK?
CIRCLE THE POSSIBLE ACTIVITIES.





- 2 NOW, LOOK AT THE BOOK AND CHECK YOUR PREDICTIONS. 

- 3 LET'S COMPLETE THE STORY. 
EXAMPLE:

(CUT OUTS ON PAGES 93 AND 95)





3 READ THE TEXT IN THE LAST PAGE OF THE BOOK AND DRAW JAMES.










ACTIVITY 8

ASSESSMENT

LEARNING CENTER 1 : LISTEN, WRITE YES OR NO.




	SWIM 	FLY A KITE 	WALK 
EMMA 			
NICO 			
CAMILA 			
FREDDIE 			

LEARNING CENTER 2 : LOOK, READ AND



WRITE TRUE OR FALSE.


IT IS A CLOUDY DAY IN THE BEACH. _____



IT IS A WINDY DAY IN THE PARK. _____



IT IS A RAINY DAY IN THE FOREST. _____



IT IS A SUNNY DAY IN THE CITY. _____



LEARNING CENTER 3 : WRITE SENTENCES. 

EXAMPLE:

IT'S RAINY.

I CAN WATCH MOVIES.

I CAN'T PLAY OUTDOORS.



IT'S _____

I CAN _____

I CAN'T _____


IT'S _____

I CAN _____





I CAN'T _____




LEARNING CENTER 4 : **SPEAKING.** IN PAIRS **DESCRIBE** THE PICTURES TO YOUR TEACHER.








CUT OUTS









CUT OUTS











UNIT 6
TIME
TO HAVE
FUN







UNIT 6- TIME TO HAVE FUN

ACTIVITY 1

WE ARE LEARNING ABOUT ARCIMBOLDO IN CLASS.



1 TELL YOUR PARTNER WHAT YOU CAN SEE. 

2 ARCIMBOLDO PAINTED DIFFERENT SEASONS. CAN YOU GUESS THE SEASON?  

LABEL THE PAINTINGS.

- WINTER • FALL •
- SUMMER • SPRING •





3 LISTEN AND TICK  THE CORRESPONDING PICTURE.  

4 LOOK AT THE PAINTINGS. CHOOSE ONE AND DESCRIBE IT.  

IT HAS.....
THERE IS....
THERE ARE

I CAN SEE.....

The art of GIUSEPPE ARCIMBOLDO


	
<input type="checkbox"/>	<input type="checkbox"/>
	
<input type="checkbox"/>	<input type="checkbox"/>


(Paintings by Giuseppe Arcimboldo "Winter," "Spring," "Summer" and "Fall" - retrieved from Wikipedia.)

ACTIVITY 2

1 LOOK AT "THE FRUIT BASKET" BY ARCIMBOLDO. 



NOW LOOK AT IT UPSIDE DOWN.
WHAT HAPPENS?
WHAT CAN YOU SEE?
TELL YOUR TEACHER. 



(Paintings by Giuseppe Arcimboldo - retrieved from Wikipedia.)

2 MATCH WORDS AND PICTURES.  

BASKET • GRAPES • PEARS • CHERRIES • LEMONS • APPLES



ACTIVITY 3

TODAY WE LEARNED ABOUT A URUGUAYAN PAINTER: PETRONA VIERA.

1 LET'S LOOK AT THIS PICTURE. WHAT CAN YOU SEE? TELL THE CLASS ABOUT THE PICTURE.



(Paintings by Petrona Viera "Niñas" - retrieved from Wikipedia.com)



WORD BANK

THE GIRLS ARE ...
THEY ARE ...
THEY ARE WEARING...
ONE GIRL HAS ... SHOES.
THEIR HAIR IS...

2 WRITE ABOUT THE PICTURE.



3 FIND 7 ACTION WORDS IN THE WORD SEARCH.



- _____
- _____
- _____
- _____
- _____
- _____
- _____


PLAYING

W	E	J	U	M	P	I	N	G
A	W	O	E	G	F	S	S	H
L	Q	P	N	M	U	X	I	D
K	R	L	O	O	K	I	N	G
I	D	A	N	C	I	N	G	A
N	E	Y	A	P	Z	U	I	L
G	S	I	R	R	Y	A	N	B
R	U	N	N	I	N	G	G	Z
H	S	G	A	L	I	O	L	I

4 NICO AND HIS CLASSMATES ARE PLAYING "THE STATUES" GAME. NOW IT'S YOUR TURN!




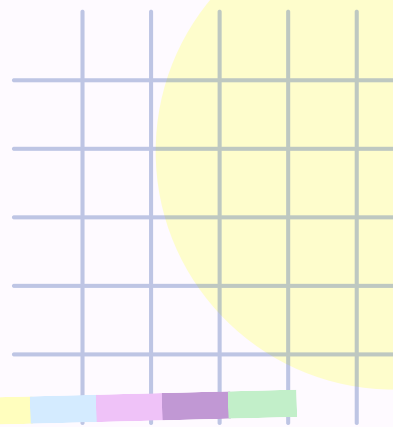
HE IS DANCING!!





(Petrona Viera - "El recreo" retrieved from <https://www.museos.gub.uy/>)

5 TELL YOUR CLASSMATES WHAT YOU SEE IN THE PAINTING.



ACTIVITY 4

THIS PAINTING IS CALLED "EL RECREO".



- 1 LOOK AT THE PAINTING AND TELL YOUR TEACHER WHAT THE GIRLS ARE NOT DOING.

EXAMPLE: *THE GIRLS ARE NOT SWIMMING.*



- 2 FREDDY IS WRITING THE EXAMPLES ON THE BOARD. CAN YOU HELP HIM?



THE GIRLS ARE NOT SWIMMING.












3 LOOK AT THE PAINTING AGAIN AND WRITE TRUE OR FALSE.  


- 1 THERE ARE BOYS. TRUE
- 2 THEY ARE SEVEN. _____
- 3 THEY ARE IN THE CLASS. _____
- 4 THERE IS A GIRL RIDING A BIKE. _____
- 5 IT IS A RAINY DAY. _____
- 6 THE WEATHER IS WARM. _____



ACTIVITY 5

	A	B	C
1			
2			
3			

IT'S TIME TO PLAY!



(Petrona Viera - "Juegos infantiles" retrieved from Wikimedia Commons)

1 SAY NUMBER AND LETTER. WHAT IS IT? 

IN 1B THERE IS A BALL!



2 DESCRIBE THE PICTURE TO YOUR PARTNER. 

Language CORNER


A B C

- WHAT CAN YOU SEE?
- IS THERE...?
- ARE THERE...?
- I CAN SEE A GIRL.
- THERE IS A BALL.
- THERE ARE TREES.

(CUT OUTS IN PAGE 115)

ACTIVITY 6

1 LET'S PLAY THE GAME: "GUESS THE PAINTING".




THERE ARE TWO GIRLS
READING A BOOK.



IT'S PICTURE 2!



NOW, IT'S
YOUR TURN!




2 LISTEN AND TICK ✓




3 ANSWER YES OR NO.  

- 1 IN PICTURE ONE THERE ARE TWO GIRLS. NO
- 2 THE BOOK IS YELLOW. _____
- 3 THE GIRLS ARE WEARING PANTS. _____
- 4 IN PICTURE TWO THERE ARE THREE BOYS. _____
- 5 THE BOYS ARE PLAYING FOOTBALL. _____
- 6 THEY ARE AT THE PARK. _____



ACTIVITY 7



1 COMPLETE THE DESCRIPTIONS USING ONE WORD. 

1

THEY ARE PLAYING AT THE PARK.

THEY ALL HAVE _____ SOCKS.

THERE ARE _____ TREES.

THE _____ IS GREEN.

THE _____ IS BROWN.

THERE ARE _____ BOYS.

- THREE •
- GRASS •
- WHITE •
- GREEN •
- ~~• PARK •~~
- BALL •

(Petrona Viera - "Niñas con aro", "Juegos infantiles", "Niñas" and "El Recreo" - retrieved from Wikimedia Commons)

2

THE SCHOOLBAG IS _____.

THE GIRLS HAVE SHORT HAIR.

THE WHITE COATS ARE _____.

THEY ARE WEARING _____ ON THEIR FEET.

THEY ARE _____ A BOOK.

THE GIRLS ARE _____.

- ~~SHORT~~ •
- READING •
- SITTING •
- SHOES •
- LONG •
- BROWN •

3

THE GIRLS ARE PLAYING ON THE SUN.

THERE ARE MANY _____.

THE GIRLS ARE _____ WITH HOOPS.

THE SUN IS _____.

THE GIRLS ARE WEARING _____.

TWO GIRLS ARE _____ A RED BOOK.

- ~~SUN~~ •
- DRESSES •
- READING •
- RED • TREES •
- PLAYING •
- SHINING •

2 MATCH THE PAINTINGS TO THEIR DESCRIPTIONS. WRITE THE CORRESPONDING NUMBERS IN THE CIRCLES.

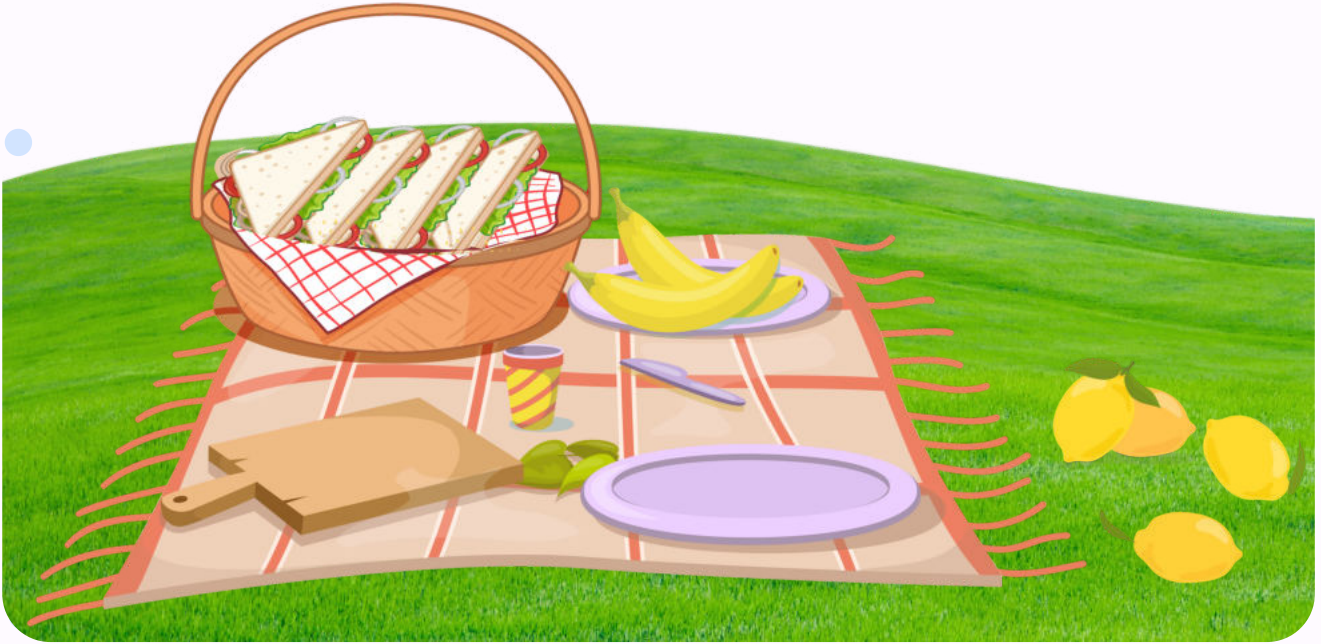


3 DESCRIBE THE MISSING PICTURE TO YOUR PARTNER.



ACTIVITY 8 ASSESSMENT

1 LISTEN AND COMPLETE THE PICTURE.




2 WHICH OBJECTS ARE MISSING? TELL YOUR PARTNER.




3 LOOK AT THE PAINTING. WRITE YES OR NO.





- 1 THE HAT IS A BASKET. YES
- 2 IT IS A BIG FACE. _____
- 3 THE EARS ARE BANANAS. _____
- 4 HE HAS A SMALL NOSE.. _____
- 5 THE CHEEKS ARE WATERMELONS. _____
- 6 THERE ARE THREE CHERRIES FOR THE MOUTH. _____










4 MAKE YOUR OWN PORTRAIT USING FRUITS. 




5 WRITE ABOUT YOUR PAINTING.    
SHARE YOUR DESCRIPTION WITH A FRIEND.



CUT OUTS







LOVING URUGUAY 1



ANEP

DIRECCIÓN GENERAL
DE EDUCACIÓN
INICIAL Y PRIMARIA

DIVISIÓN
EDUCACIÓN

Departamento
de Segundas Lenguas
y Lenguas Extranjeras