



ANEP

DIRECCIÓN GENERAL
DE EDUCACIÓN
INICIAL Y PRIMARIA

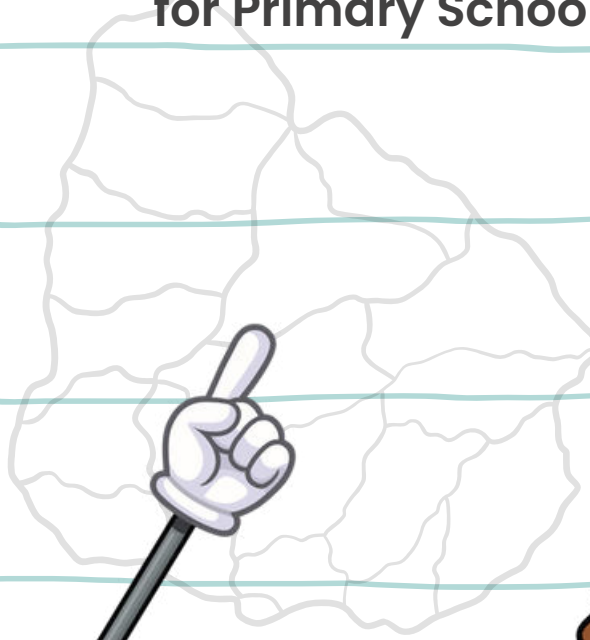
DIVISIÓN
EDUCACIÓN

Departamento
de Segundas Lenguas
y Lenguas Extranjeras

LOVING URUGUAY

Students' Handbook
for Primary Schools

K5



1 2 3

A B C

$$2 + 2 = 4$$





AUTORIDADES

ADMINISTRACIÓN NACIONAL DE EDUCACIÓN PÚBLICA CONSEJO DIRECTIVO CENTRAL

DRA. VIRGINIA CÁCERES BATALLA - PRESIDENTA
DR. JUAN ANTONIO GABITO ZÓBOLI- CONSEJERO
PROF. DORA ARACELI GRAZIANO MAROTTA- CONSEJERA
MTRA. DAISY IGLESIAS - CONSEJERA
PROF. JULIÁN MAZZONI- CONSEJERO

DIRECCIÓN EJECUTIVA DE POLÍTICAS EDUCATIVAS

DRA. ADRIANA ARISTIMUÑO

DIRECCIÓN DE POLÍTICAS LINGÜÍSTICAS

DR. ALDO RODRÍGUEZ

DIRECCIÓN GENERAL DE EDUCACIÓN INICIAL Y PRIMARIA

MAG. OLGA DE LAS HERAS

INSPECCIÓN TÉCNICA DE DGEIP

INSPECTORA TÉCNICA: MTRA. INSPECTORA IVONNE CONSTANTINO
INSPECTORA REGIONAL I: MTRA. INSPECTORA DANIELA ZABALA
INSPECTORA REGIONAL II: MTRA. INSPECTORA ROSA MORALES
INSPECTOR REGIONAL III: MTRO. INSPECTOR MARIO IBARRA
INSPECTOR REGIONAL IV: MTRO. INSPECTOR OSCAR PEDROZO
INSPECTORA REGIONAL V: MTRA. INSPECTORA LILIANA PEREIRA
INSPECTORA REGIONAL VI: MTRA. INSPECTORA ELSA IRIGOYEN

DEPARTAMENTO DE SEGUNDAS LENGUAS Y LENGUAS EXTRANJERAS

DIRECTORA: MTRA. INSPECTORA CLAUDIA PASINOTTI



COMISIÓN REDACTORA

EQUIPO ARTICULADOR DEL DEPARTAMENTO DE SEGUNDAS LENGUAS Y LENGUAS EXTRANJERAS

PROF. GRETTEL ARRARTE
PROF. RITA BARDAS
PROF. NICOLÁS BRIAN
PROF. VIRGINIA CANABAL
PROF. CECILIA DE NAVA
PROF. MARÍA FLORENCIA PÉREZ

EQUIPO COLABORADOR DE *DIRECCIÓN DE POLÍTICAS LINGÜÍSTICAS*

PROF. VIRGINIA REYNOSO
PROF. VERÓNICA VELÁZQUEZ
PROF. ANDREA RIVERO

COLABORADORES ADICIONALES

PROF. SELENE GADEA

COMISIÓN FULBRIGHT

ENGLISH TEACHING ASSISTANTS: MADISON FRITZ, ELLIE EPPERSON Y ALENA COLEMAN

DISEÑO Y DIAGRAMACIÓN

PROF. ANA LÓPEZ CAZARRÉ

AGRADECIMIENTOS

- A LA COMISIÓN DE PROFESORES DE APOYO PARA LA ELABORACIÓN DE LOS LIBROS DEL ALUMNO DE INGLÉS, POR SU GENEROSIDAD, ENTREGA Y PROFESIONALISMO AL MOMENTO DE PROPORCIONAR INSUMOS ESENCIALES PARA LA ELABORACIÓN DE ESTE RECURSO.

COMISIÓN DE PROFESORES DE APOYO PARA LA ELABORACIÓN: PROF. JENNIFER CASTELLANOS, PROF. VIRGINIA CUADRADO, PROF. SOFÍA FEIJÓ, PROF. GABRIELA FERNÁNDEZ, PROF. LÁZARO MACHIAVELLO, PROF. PILAR MATTOS, PROF. PAOLA MOAR, PROF. CECILIA MOROSINI, PROF. CATALINA OLID, PROF. NATALIA PÉREZ Y PROF. CARLA RICCO.

- AL DR. ALDO RODRÍGUEZ, POR SU PERMANENTE DEDICACIÓN Y COMPROMISO CON LA CREACIÓN DE ESTOS LIBROS Y TODAS LAS ACCIONES DE LENGUA QUE SE DESARROLLAN A NIVEL DE POLÍTICAS EDUCATIVAS DE LA ADMINISTRACIÓN.
- A LA EMBAJADA DE EEUU, POR SU APOYATURA CONSTANTE A LA MEJORA DE LAS PRÁCTICAS EDUCATIVAS EN LENGUA INGLESA.
- A LA COMISIÓN FULBRIGHT, POR EL APOYO PERMANENTE A TODA INSTANCIA DE FORMACIÓN, PERFECCIONAMIENTO Y ACOMPAÑAMIENTO DOCENTE, ASÍ COMO POR TODOS LOS INTERCAMBIOS EDUCATIVOS A TRAVÉS DE LOS AÑOS.
- A LOS PROFESORES DE INGLÉS PRESENCIAL DEL PAÍS, MOTOR, RAZÓN Y SENTIDO DE LA PUBLICACIÓN DE ESTOS LIBROS. COMO CADA RECURSO QUE SE ELABORA EN EL DEPARTAMENTO, UNA VEZ MÁS, ESTE LIBRO ES **POR Y CONJUNTAMENTE** CON USTEDES.

REFERENCES:



READ



WRITE



LISTEN



SPEAK



DISCUSS



PLAY A GAME



WORK IN PAIRS



WORK IN GROUPS



ROLE-PLAY



POINT / TOUCH



DRAW



COLOR



LOOK



WATCH A VIDEO



CUT




STICK



MATCH



LET'S MEET OUR FRIENDS!


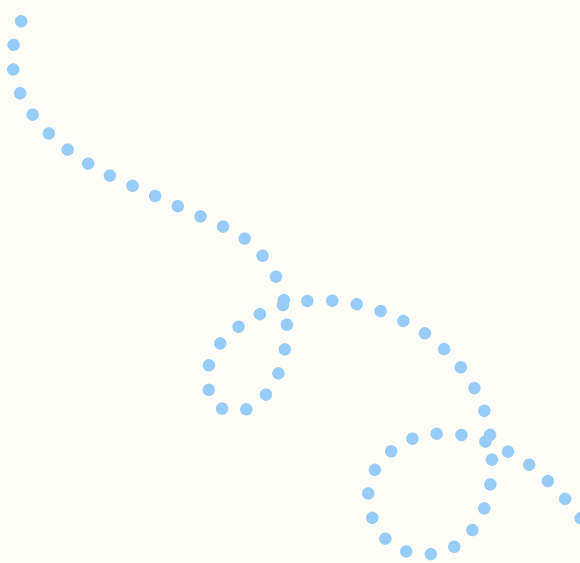



TODAS LAS IMÁGENES SIN ACREDITAR PERTENECEN A CANVA.COM.
PERSONAJES CREADOS CON BITMOJI.COM.

UNIT 1

HELLO AGAIN





UNIT 1 - HELLO AGAIN

ACTIVITY 1

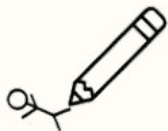
HELLO! I'M ANNA,
THE TEACHER.
WHAT'S YOUR
NAME?



HELLO! MY NAME
IS EMMA.



1 DRAW YOURSELF AND
WRITE YOUR NAME:




HELLO! I'M _____



2 GAME! LET'S PLAY "SIMON SAYS". 

SIMON SAYS
WALK.



ACTIVITY 2

1 LISTEN 

HELLO SONG 



GOODBYE SONG 



THESE ARE THE SONGS WE SING EVERY DAY!

ACTIVITY 3

1 LISTEN AND DO 

ACTION SONG 



ACTIVITY 4

THIS IS **NICO**.
THIS IS HIS SCHOOL IN MONTEVIDEO.
LET'S HAVE A LOOK AT HIS CLASSROOM!






1

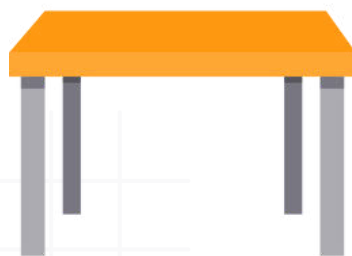
THESE ARE THE OBJECTS IN NICO'S CLASSROOM. LISTEN AND TOUCH.



(Icon source: flaticon.com)



BLACKBOARD




TABLE



CHAIR



DOOR




WINDOW



PAPER BASKET

2 LISTEN, READ AND WRITE.



BLACK



(Icon source: flaticon.com)

YELLOW

GREEN

ORANGE

RED

BLUE

WHITE

PINK

BLACK

3 COLOR THE PATTERN.
WHAT COMES NEXT?







THIS IS VERY DIFFICULT!
CAN YOU HELP ME?



**BROWN
DOOR**

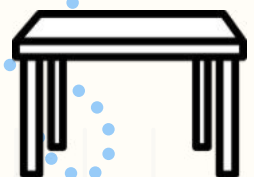
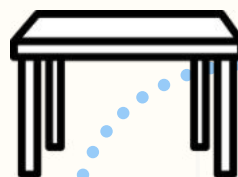


**GREEN
DOOR**



**GREEN
CHAIR**

**BLUE
CHAIR**

**YELLOW
CHAIR**



**BLACK
TABLE**

**RED
TABLE**

**ORANGE
TABLE**

(Icon source: flaticon.com)

ACTIVITY 5

THIS IS MY
CLASSROOM. I HOPE
YOU LIKE IT!



1 LISTEN TO THE DESCRIPTION OF
EMMA'S CLASSROOM.



2 COLOR THE PAPER BASKETS.



3 LISTEN TO THE SONG.



RAINBOW SONG

(TUNE: "TWINKLE, TWINKLE, LITTLE STAR")

RED AND ORANGE, GREEN AND BLUE,
SHINY YELLOW, PURPLE TOO.
ALL THE COLORS THAT WE KNOW,
LIVE UP IN THE RAINBOW.
RED AND ORANGE, GREEN AND BLUE,
SHINY YELLOW, PURPLE TOO.

ACTIVITY 6

EMMA'S TEACHER IS READING
"GOLDILOCKS AND THE
THREE BEARS".



1 LET'S LISTEN TO IT.



2 LISTEN AND CIRCLE.



(Image source: freepik.com)

3 READ, CUT AND STICK.
(CUT OUTS ON PAGE 15)



CARPET

TABLE





POSTER

CHAIR

WINDOW

DOOR



ACTIVITY 7

1 LISTEN TO THE STORY "GOLDILOCKS AND THE THREE BEARS". 

2 PUT THE STORY IN ORDER. 



1



3

LISTEN AND **CIRCLE** THE OBJECTS THAT APPEAR IN THE STORY.

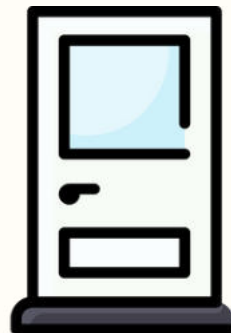



(Icon source: flaticon.com)

ACTIVITY 8

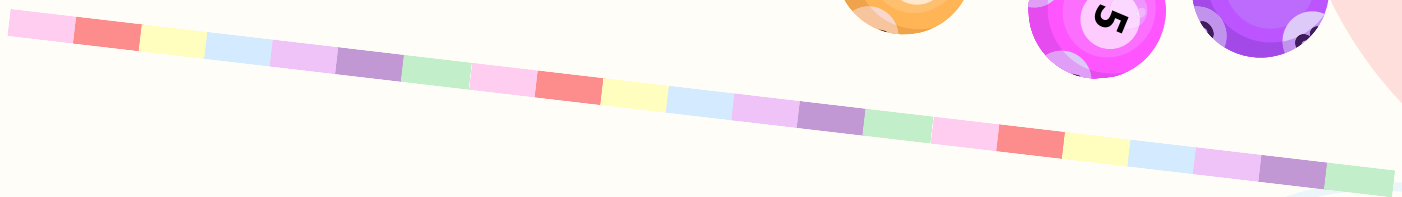


- ASSESSMENT

LEARNING CENTER 1 : LISTEN AND COLOR.

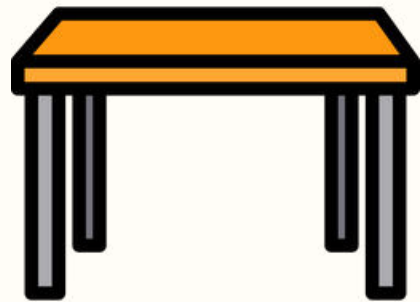

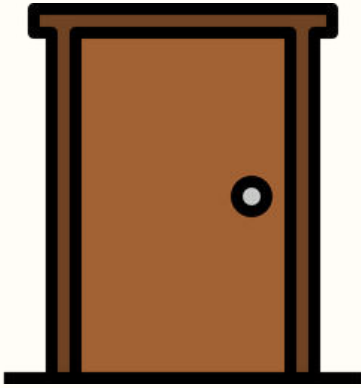


(Icon source: flaticon.com)



LEARNING CENTER 2: GAME - BINGO!



CUT OUTS





(Icon source: flaticon.com)



UNIT 2

COUNT ON ME





UNIT 2- COUNT ON ME

ACTIVITY 1

WE'RE LEARNING
ALL ABOUT
FAMILIES AT
SCHOOL!




1 LISTEN TO THE STORY "THE FAMILY BOOK".



CIRCLE BIG FAMILIES.

**FAMILIES
ARE
DIFFERENT**




MY FAMILY IS SMALL.

2 MY FAMILY IS _____.


3 LISTEN/READ AND MATCH.   



DAD, MOM AND BOY.




MOM, BOY AND DOG.



MOM AND TWO GIRLS.



DAD AND BABY.



DAD, MOM AND THREE KIDS.

4 LISTEN AND SING THE SONG.  

**FAMILIES ARE ALL
DIFFERENT**

(TUNE: "TEN LITTLE INDIANS")

ARE THERE TWO OR THREE OR FOUR
IN A FAMILY?
FIVE OR SIX OR MORE
IN A FAMILY?
I'M IN A FAMILY,
YOU'RE IN A FAMILY,
FAMILIES ARE ALL DIFFERENT.



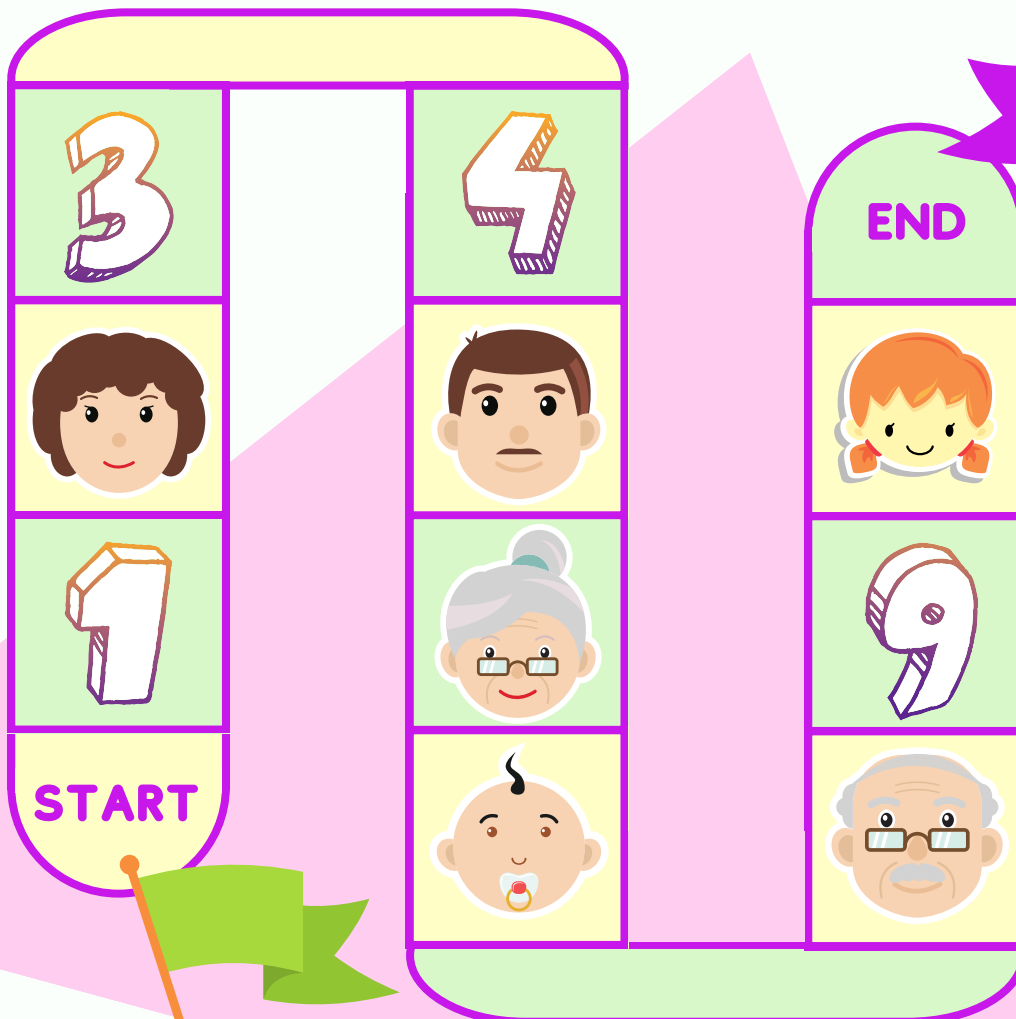
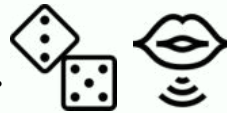
ACTIVITY 2

LET'S PLAY THE FAMILY GAME!

GREAT!



1 GAME: NAME THE FAMILY MEMBERS.



2 LISTEN TO THE STORY ABOUT FAMILIES.



3 MATCH.



BROTHER

DAD

COUSIN



GRANDMA

BABY



FAMILY

MOM



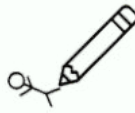
SISTER

GRANDPA



(Image source: www.freepik.com)

4 DRAW AND LABEL YOUR FAMILY.




MY

FAMILY

ACTIVITY 3

1 ROLE-PLAY.



HI, MOM!


HI, NICO.
HOW ARE YOU?





I'M HAPPY,
MOM.



THAT'S GOOD!




2 LOOK AT THE PICTURES. CIRCLE HAPPY PEOPLE.



3 BINGO!!



BINGO



ACTIVITY 4

CHILDREN, LET'S LISTEN TO A FUNNY STORY ABOUT MONSTERS!



1 LISTEN TO THE STORY "THE COLOR MONSTER".



2 READ / LISTEN.



CIRCLE THE CORRECT MONSTER.

EXAMPLE:

● SAD MONSTER



● CALM MONSTER




● ANGRY MONSTER



● HAPPY MONSTER



3 LISTEN AND CIRCLE. 



ACTIVITY 5

1 LISTEN TO THE STORY "THE COLOR MONSTER". 

2 READ / LISTEN AND MATCH.   



ANGRY



CALM



SAD



IN LOVE



HAPPY

SCARED



3 LISTEN TO THE SONG: "EMOTIONS HOKEY POKEY".  


ACTIVITY 6

1 WATCH THE VIDEO. 

2 **CIRCLE** THE CORRECT EMOTION.



JUDY IS **HAPPY** / SAD.



BOBBY IS **ANGRY** / SAD.




JUDY IS **ANGRY** / SAD.



BOBBY IS **ANGRY** / HUNGRY.

3 **ROLE-PLAY.**



HOW ARE YOU?

I'M TIRED.



ACTIVITY 7



1 READ / LISTEN AND WRITE.

DAD GRANDPA
BROTHER GRANDMA
SISTER MOM



WHO IS HE?

HE IS THE DAD.

WHO IS SHE?

SHE IS THE _____.



WHO IS HE?

HE IS THE _____.

WHO IS SHE?

SHE IS THE _____.



WHO IS SHE?

SHE IS THE _____.

WHO IS HE?

HE IS THE _____.



2 DRAW AND WRITE ABOUT YOUR FAMILY.



MY FAMILY

A large rectangular area with a dashed purple border, intended for drawing and writing about the family.




ACTIVITY 8

- ASSESSMENT

1 LISTEN AND **CIRCLE.** 



2 NAME THE REST OF THE MEMBERS OF THE FAMILY.




(Icon source: flaticon.com)

3 THIS IS PAMELA'S FAMILY. COMPLETE THE SENTENCES WITH THE CORRECT FAMILY MEMBER.



- ~~BROTHER~~ GRANDPA
- BROTHER GRANDMA
- SISTER MOM
- DAD





EXAMPLE:

NUMBER 1 IS THE _____ . NUMBER 4 IS THE _____ .

NUMBER 2 IS THE _____ . NUMBER 5 IS THE _____ .

NUMBER 3 IS THE _____ . NUMBER 6 IS THE _____ .

NUMBER 7 IS THE BROTHER .








UNIT 3



**LIVING CREATURES
AROUND US**






UNIT 3- LIVING CREATURES AROUND US



ACTIVITY 1

EMMA'S CLASS VISITS
TALICE ECOPARK
IN FLORES.

THERE ARE
DIFFERENT ANIMALS
AT THE PARK.




(Images:
Guía Turismo
Educativo,
I.M. de Flores -
Javier Villasuso
I.M. de Flores and
MINTUR)

LISTEN TO EMMA'S TEACHER TALKING ABOUT THE PARK.



1 LISTEN AND NUMBER.



(Images: Javier Villasuso
I.M. de Flores and MINTUR -
Wikimedia Commons)

2 LISTEN / READ AND MATCH.



IT'S A HORSE.

IT'S A TIGER.

IT'S A PIG.

IT'S A DEER.



IT'S A DUCK.


IT'S A COW.



ACTIVITY 2

1 LISTEN TO "THE ANIMALS' HOKEY POKEY" AND FOLLOW THE COMMANDS.






THE ANIMALS' HOKEY POKEY

YOU PUT THE TURKEY IN
YOU PUT THE TURKEY OUT
YOU PUT THE TURKEY IN
AND YOU SHAKE IT ALL ABOUT
YOU DO THE HOKEY POKEY AND YOU TURN YOURSELF AROUND

THAT'S WHAT IT'S ALL ABOUT!
I'LL DO THE HOKEY POKEY (X3)
THAT'S WHAT IT'S ALL ABOUT!


YOU PUT THE BIG PIG IN
YOU PUT THE BIG PIG OUT
YOU PUT THE BIG PIG IN
AND YOU SHAKE IT ALL ABOUT



YOU DO THE HOKEY POKEY AND YOU TURN YOURSELF AROUND


THAT'S WHAT IT'S ALL ABOUT!
I'LL DO THE HOKEY POKEY (X3)
THAT'S WHAT IT'S ALL ABOUT!

YOU PUT THE BROWN HORSE IN
YOU PUT THE BROWN HORSE OUT
YOU PUT THE BROWN HORSE IN
AND YOU SHAKE IT ALL ABOUT



YOU DO THE HOKEY POKEY AND YOU TURN YOURSELF AROUND

THAT'S WHAT IT'S ALL ABOUT!
I'LL DO THE HOKEY POKEY (X3)
THAT'S WHAT IT'S ALL ABOUT!



YOU PUT THE DEER IN
YOU PUT THE DEER OUT
YOU PUT THE DEER IN

AND YOU SHAKE IT ALL ABOUT

YOU DO THE HOKEY POKEY AND YOU TURN YOURSELF AROUND

THAT'S WHAT IT'S ALL ABOUT!
I'LL DO THE HOKEY POKEY (X3)
THAT'S WHAT IT'S ALL ABOUT!




YOU PUT THE ANIMALS IN
YOU PUT THE ANIMALS OUT
YOU PUT THE ANIMALS IN

AND YOU SHAKE THEM ALL ABOUT

YOU DO THE HOKEY POKEY AND YOU TURN YOURSELF AROUND

THAT'S WHAT IT'S ALL ABOUT!




2 LISTEN AND CIRCLE THE ANIMALS FROM THE AUDIO. 



(Images: Javier Villasuso I.M. de Flores and MINTUR - Wikimedia Commons)

3 LISTEN AND CHECK. 

IS IT A COW?



YES, IT IS.
YOU GOT IT!




4 LISTEN AND CHOOSE A TITLE FOR THE STORY. 

EMMA VISITS THE HOSPITAL.

EMMA VISITS HER FAMILY.

EMMA VISITS GEOPARQUE TÁLICE.

5 LET'S PLAY A GAME. SPIN THE WHEEL AND SAY THE ANIMAL. 
(CUT OUT IN PAGE 55)



LET'S PLAY THE ANIMALS' GAME!

YES!





WHAT'S THIS?

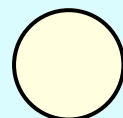








IT'S A FROG!



ACTIVITY 3

1 LISTEN AND NUMBER.



NO

2

READ/LISTEN.




MATCH THE ANIMAL TO ITS DESCRIPTION.



IT IS A BIRD.
IT IS WHITE.

IT IS A BIRD.
IT IS PINK.



IT IS MEDIUM SIZE.
IT IS BROWN.

IT IS BIG.
IT IS BLACK.



(Images: Javier Villasuso
I.M. de Flores and MINTUR -
Wikimedia Commons)

ACTIVITY 4

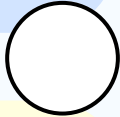
EMMA IS AT THE
ECOPARK.
SHE IS READING
ABOUT THE ANIMALS.



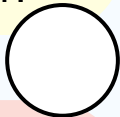
1 LISTEN / READ AND MATCH THE ANIMAL TO THE SIGN.



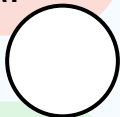
IT IS BIG. IT IS
BLACK, GRAY AND
WHITE.




IT IS A BIG BIRD.
IT IS GRAY.



IT IS A BIG BIRD.
IT IS PINK.



IT IS MEDIUM-SIZE.
IT IS BROWN.



(Images: Javier Villasuso I.M. de Flores and MINTUR - www.freepik.es and <https://pixabay.com/es>)

2 READ AND LISTEN. 
CIRCLE THE DESCRIBED ANIMAL.

IT IS BIG AND BROWN.
IT HAS 4 LEGS.
IT IS A CAPYBARA.



ACTIVITY 5

1 READ, COUNT AND WRITE THE CORRECT NUMBER.







THERE ARE _____ MONKEYS.

THERE ARE 9 PIGS.

THERE ARE _____ HORSES.


THERE ARE _____ TIGERS.

THERE ARE _____ PARROTS.




2

IS IT BIG OR SMALL? LISTEN AND CIRCLE.




THE ANTEATER IS SMALL.



THE CAPYBARA IS SMALL.



THE TIGER IS SMALL.



THE MONKEY IS BIG.

3

LISTEN AND TICK ✓ OR CROSS X.



● THE TIGER IS BIG. _____

● THE DUCK IS SMALL. _____

● THE PEACOCK IS SMALL. _____


● THE ANTEATER IS SMALL. _____

● THE MONKEY IS BIG. _____




ACTIVITY 6

1 LISTEN TO THE SONG "YES, I CAN."




LITTLE BIRD, LITTLE BIRD, CAN YOU CLAP?
NO, I CAN'T. NO, I CAN'T. I CAN'T CLAP.
LITTLE BIRD, LITTLE BIRD, CAN YOU FLY?
YES, I CAN. YES, I CAN. I CAN FLY.




ELEPHANT, ELEPHANT, CAN YOU FLY?
NO, I CAN'T. NO, I CAN'T. I CAN'T FLY.
ELEPHANT, ELEPHANT, CAN YOU STOMP?
YES, I CAN. YES, I CAN. I CAN STOMP.




LITTLE FISH, LITTLE FISH, CAN YOU STOMP?
NO, I CAN'T. NO, I CAN'T. I CAN'T STOMP.
LITTLE FISH, LITTLE FISH, CAN YOU STOMP?
NO, I CAN'T. NO, I CAN'T. I CAN'T STOMP.
LITTLE FISH, LITTLE FISH, CAN YOU SWIM?
YES, I CAN. YES, I CAN. I CAN SWIM.



GORILLA, GORILLA, CAN YOU SWIM?
NO, I CAN'T. NO, I CAN'T. I CAN'T SWIM.
GORILLA, GORILLA, CAN YOU CLIMB?
YES, I CAN. YES, I CAN. I CAN CLIMB.



BUFFALO, BUFFALO, CAN YOU CLIMB?
NO, I CAN'T. NO, I CAN'T. I CAN'T CLIMB.
BUFFALO, BUFFALO, CAN YOU RUN?
YES, I CAN. YES, I CAN. I CAN RUN.



BOYS AND GIRLS, BOYS AND GIRLS, CAN YOU SING?
YES, WE CAN. YES, WE CAN. WE CAN SING.

BOYS AND GIRLS, BOYS AND GIRLS, CAN YOU DANCE?
YES, WE CAN. YES, WE CAN. WE CAN DANCE.





WE CAN SING. WE CAN DANCE. YES, WE CAN.
WE CAN SING. WE CAN DANCE. YES, WE CAN.
YES, WE CAN. YES, WE CAN. YES, WE CAN.
YES, WE CAN. YES, WE CAN. YES, WE CAN.
YES, WE CAN. YES, WE CAN. YES, WE CAN.




2 LISTEN AND CIRCLE. 



IT CAN FLY.




IT CAN STOMP



IT CAN SWIM.



IT CAN CLIMB.



IT CAN RUN.



3 WATCH AND TICK ✓ OR CROSS X. 


● THE GORILLA IS PINK. _____

● THE BUFFALO IS BROWN. _____

● THE BIRD IS BLUE. _____

● THE FISH IS RED. _____

● THE ELEPHANT IT BLACK. _____



ACTIVITY 7

1 TELL YOUR PARTNER AND COMPLETE THE CHART.



THE FLAMINGO
CAN FLY.



OK!!



● WALK

● SWIM




● RUN

● FLY



ACTIVITY 8 - ASSESSMENT

1 LOOK AT THE PICTURE AND **CIRCLE** THE CORRECT ANSWER.

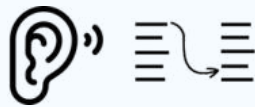


THIS IS A TIGER. YES NO

IT IS SMALL. YES NO

IT IS BROWN. YES NO

2 LISTEN AND MATCH.



IT IS A BIRD. IT IS WHITE.
IT IS A DUCK.

IT IS BIG. IT IS BROWN
AND WHITE. IT IS A COW.




IT IS BIG. IT IS BLACK.
IT IS A HORSE.

IT IS A BIRD. IT IS BIG.
IT IS A PEACOCK.




(Images: Javier Villasuso
I.M. de Flores and MINTUR -
Wikimedia Commons)


3 READ, LISTEN AND COLOR.




THE DEER IS BROWN.




THE DUCK IS BLACK.




A BLUE HORSE.



A GREEN PIG.




A YELLOW CAT.



THE COW IS RED.


(Icon source: flaticon.com)

4 SPEAKING: SPIN THE WHEEL AND DESCRIBE.



FOLLOW THE MODEL.


WHAT IS THIS?






IT'S A FROG!





WHAT COLOR IS IT?





IT'S GREEN!






CUT OUTS









UNIT 4

ENJOY YOUR MEAL!





UNIT 4- ENJOY YOUR MEAL

ACTIVITY 1


1 EMMA'S CLASS LISTENS TO A SONG.



LET'S LISTEN TO A SONG!



"THE VERY HUNGRY CATERPILLAR SONG"



THE CATERPILLAR IS HUNGRY. WHAT CAN IT EAT?

2

CIRCLE WHAT THE CATERPILLAR EATS.



NOTEBOOK



PEAR




LEAVES



PENCIL



APPLE



(song and images adapted from Hungry Caterpillars | PINKFONG songs (YouTube))

(Icon source: flaticon.com)


3 GAME: MUSICAL GAME



Language corner

A B C

YUMMY, YUMMY!!




YUMMY!!

WHAT IS THIS?
IS IT A CAT?
IS IT A DOG?



ACTIVITY 2


IT'S A
CATERPILLAR.



1 LISTEN TO THE SONG
"THE VERY HUNGRY
CATERPILLAR".



TODAY WE'LL LISTEN TO A STORY CALLED "THE VERY HUNGRY CATERPILLAR" WHAT WILL THE CATERPILLAR EAT?



WHAT WILL THE CATERPILLAR EAT?



APPLE?

2 LOOK/READ AND TELL.



LET'S LISTEN TO THE STORY "THE VERY HUNGRY CATERPILLAR".



(Image created with Leonardo.ai)

3 LISTEN AND **CIRCLE** THE FRUITS FROM THE STORY.



APPLE




STRAWBERRIES



ORANGE



PEAR



BANANAS



MELON



PLUM


4 LISTEN / READ AND DRAW.



THERE ARE TWO APPLES.

THERE IS A STRAWBERRY.

THERE ARE FOUR PLUMS.



THERE ARE SIX PEARS.

THERE ARE THREE ORANGES.

5 GUESSING GAME.



IS IT YELLOW?



YES, IT IS.



IS IT A BANANA?



NO, IT ISN'T.



IS IT A PEAR?



YES, IT IS!!!




ACTIVITY 3

1 LET'S LISTEN TO THE SONG "THE VERY HUNGRY CATERPILLAR SONG".  

2 LEARNING CENTERS: GROUP WORK. 

LEARNING CENTER 1: ROLEPLAY. 





- HELLO! WHAT'S THIS? IT IS A ... • IT IS A ...
- WHAT COLOR IS THE ...? IT IS.... • IT IS ...



LEARNING CENTER 2 : NAME AND COLOR.



IT IS AN APPLE.
IT IS RED.



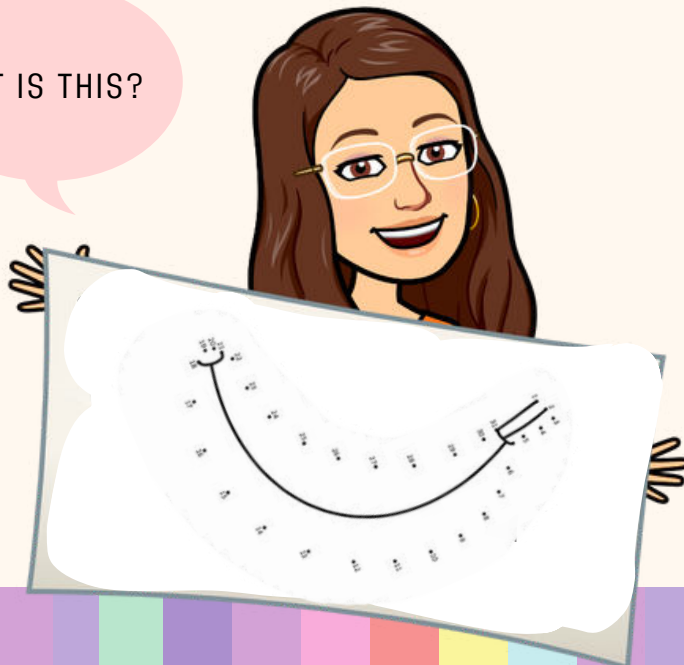
(Icon source: flaticon.com)

LEARNING CENTER 3 : GUESS.

JOIN NUMBERS AND GUESS THE SECRET TYPE OF FOOD.
TELL YOUR PARTNER.

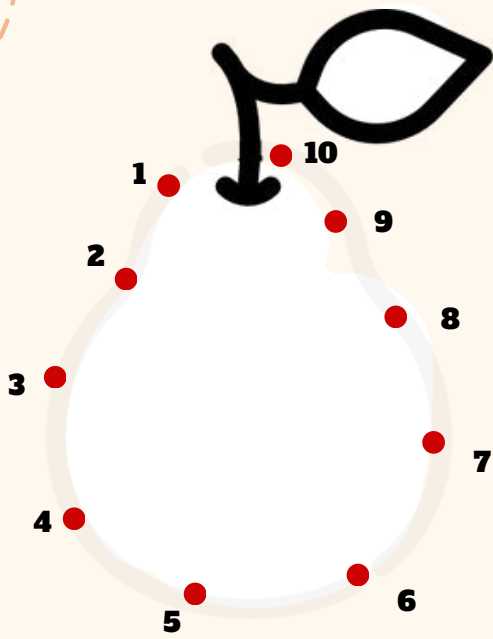


WHAT IS THIS?



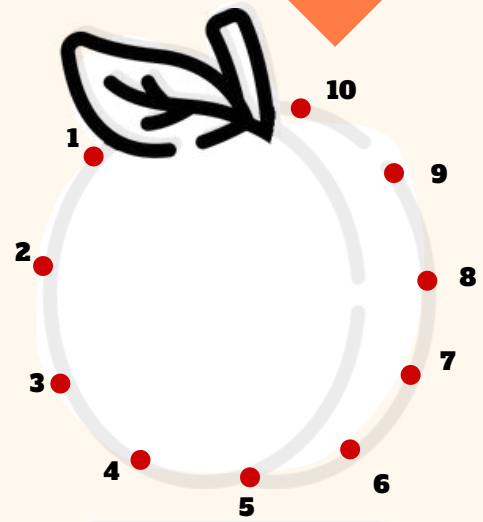
IT'S A BANANA.
IT'S YELLOW.





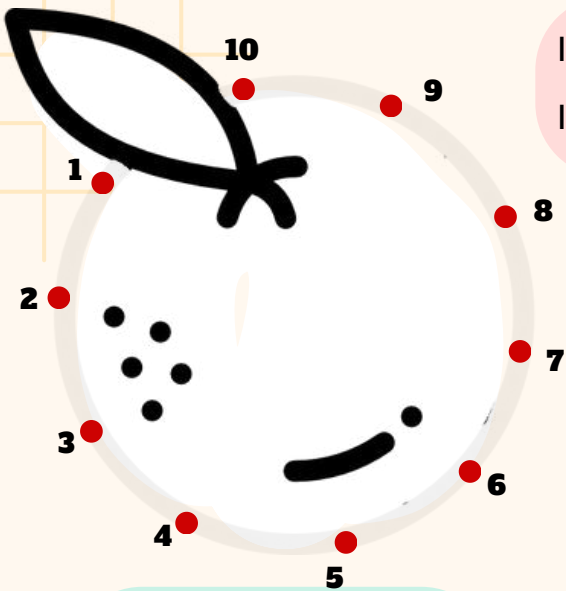
IT IS A _____.

IT IS _____.



IT IS A _____.

IT IS _____.

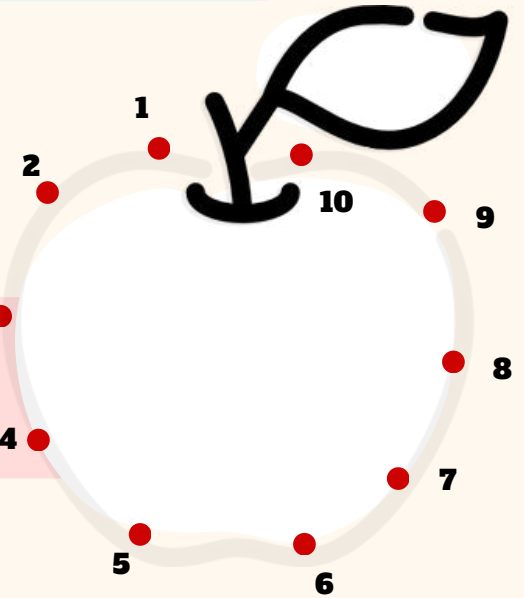


IT IS AN _____.

IT IS _____.

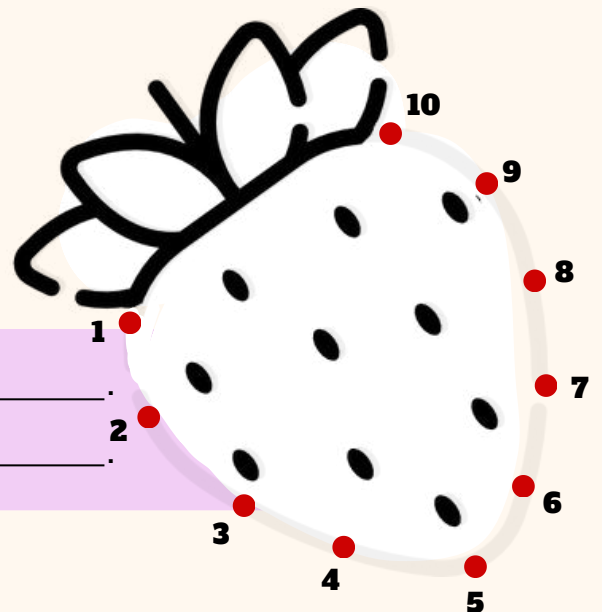
IT IS AN _____.

IT IS _____.



IT IS A _____.



IT IS _____.



ACTIVITY 4

1 LET'S READ / LISTEN TO THE STORY "THE VERY HUNGRY CATERPILLAR".  

2 PUT THE STORY IN ORDER. 



3 LEARNING CENTER: BINGO. 

(CUT OUTS ON PAGE 73)




IT IS YELLOW.
IT IS A PEAR.



ACTIVITY 5

1 LISTEN AND CIRCLE.




A listening activity grid consisting of five horizontal bars, each containing four food icons. The bars are colored as follows: light blue, pink, yellow, light green, and purple. The icons are: 1. Pizza slice, 2. Red apple, 3. Banana, 4. Chocolate cake, 5. Ice cream, 6. Lollipop, 7. Plum, 8. Strawberries, 9. Red apple, 10. Orange, 11. Pizza slice, 12. Cucumber, 13. Plum, 14. Swiss cheese, 15. Cupcake, 16. Lollipop, 17. Pear, 18. Bread, 19. Hot dog, 20. Orange.

(icon source: flaticon.com)

2 ROLEPLAY.



Roleplay scene 1: A woman with glasses asks, "WHAT IS IT?". The other woman shows a chocolate cake and says, "IT'S A CHOCOLATE CAKE".



Roleplay scene 2: A woman with glasses asks, "WHAT COLOR IS THE CHOCOLATE CAKE?". The other woman shows a chocolate cake and says, "IT'S BROWN AND WHITE."



3 MATCH PICTURES AND WORDS.



- APPLE
- SALAMI
- PEAR
- BANANA
- CAKE
- ORANGE



(Icon source: flaticon.com)




ACTIVITY 6


DO YOU REMEMBER THE STORY OF THIS ANIMAL?

LISTEN TO EMMA'S TEACHER RETELLING THE STORY.

ON MONDAY HE ATE AN APPLE.




1 LISTEN AND NUMBER.




2 LISTEN AND REPEAT.

APPLES ARE RED
PEARS ARE YELLOW...



3 LISTEN TO THE POEM AND COLOR.




(Icon source: flaticon.com)

ACTIVITY 7

1 LET'S SING "THE HUNGRY CATERPILLAR" SONG. 

2 MEMORY GAME. 
(CUT OUTS ON PAGE 75)

APPLE!!




3 MATCH AND TELL YOUR PARTNER! 
EXAMPLE:

AAAGH! PICKLES ARE YUCKY!!!



MMM... CUPCAKES ARE YUMMY!!!



(Icon source: flaticon.com)

ACTIVITY 8

ASSESSMENT

LEARNING CENTERS: GROUP WORK



1 LISTEN AND TICK



PIZZA

ICE CREAM

STRAWBERRIES

SALAMI

PLUM

CAKE

PEAR

WATERMELON

BANANA

ORANGE

2 MATCH THE NUMBER WITH THE CORRECT PICTURE



1



2




3




4



5



3 FIND THE DIFFERENCES. POINT AND SAY.




EXAMPLE:

"A RED APPLE"






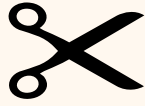





EMMA'S PLATE
















NICO'S PLATE

CUT OUTS












UNIT 5

OUR WORLD






UNIT 5- OUR WORLD

ACTIVITY 1



- 1** LET'S LISTEN TO THE STORY "THE SUN AND THE CLOUD". 

TODAY WE'LL LISTEN TO A STORY CALLED "THE SUN AND THE CLOUD".

- 2** PUT THE STORY IN ORDER. 



(Song and images adapted from The Sun and the Cloud Story | Super Storytimes (YouTube))

3 LISTEN TO YOUR TEACHER AND MATCH PICTURES AND WORDS.





- THE SUN
- A BIG CLOUD
- THE RAIN
- THE FLOWERS
- THE RAINBOW



4 COLOR BY NUMBERS.



- 1. WHITE
- 2. RED
- 3. ORANGE
- 4. YELLOW
- 5. GREEN
- 6. SKY-BLUE
- 7. BLUE
- 8. VIOLET



ACTIVITY 2

1 EMMA'S CLASS LISTENS TO THE SONG "THE SUN AND THE CLOUD". 

2 EMMA IS PLAYING A GAME WITH HER FRIENDS! LISTEN TO YOUR TEACHER AND PLAY THE GAME. 



IF YOU HAVE A FLOWER, JUMP!



IF YOU HAVE THE SUN, WALK!



IF YOU HAVE THE RAIN, SING!



IF YOU HAVE A CLOUD, WAVE YOUR HANDS!




IF YOU HAVE A RAINBOW, RUN!

3 ROLEPLAY THE STORY.



NOW, IT'S YOUR TURN.



ACTIVITY 3

- 1 LET'S SING A SONG.  

WHAT'S THE WEATHER LIKE?



(Song and images adapted from
What's The Weather Like Today -
THE KIBOOMERS (YouTube))

- 2 WHAT'S THE WEATHER LIKE? ANSWER THE TEACHER. 

EXAMPLE: *IS IT SUNNY? YES IT IS / NO IT ISN'T.*


- 3 LET'S PLAY A GAME. 
SPIN THE WHEEL.

(CUT OUTS ON PAGE 91)



WHAT'S THE
WEATHER LIKE?


IT'S
RAINY!



ACTIVITY 4

1 EMMA'S CLASS VISITS THE PARK.

THERE ARE DIFFERENT THINGS IN THE PARK.




THERE ARE LIVING THINGS.

THERE ARE NON-LIVING THINGS IN THE PARK.



2 THE CHILDREN SEE ALL THESE THINGS IN THE PARK.

CIRCLE THE LIVING THINGS IN **RED** AND THE NON-LIVING THINGS IN **BLUE**.



BUTTERFLY



TREE



TRASH BIN



BEE



ROCKS



DUCK



LAMP



DOLL



BALL



FLOWER



RABBIT



BIKE

3 LET 'S PLAY A GAME! 




ROCK



PAPER



SCISSORS






IF YOU LOSE YOU
HAVE TO SAY A
NON-LIVING THING TO
YOUR PARTNER




4 TICK ✓ WHAT YOU CAN SEE AT THE PLAYGROUND. 

WHAT CAN YOU
SEE AT THE
PLAYGROUND?






TREE



TRASH BIN



BALL


ROCKS


DOLL


BIKE


FLOWER





BIRD

(Icons from Flaticon.com, Image from Freepik.com)

ACTIVITY 5

THESE ARE SOME LIVING AND NON-LIVING THINGS.

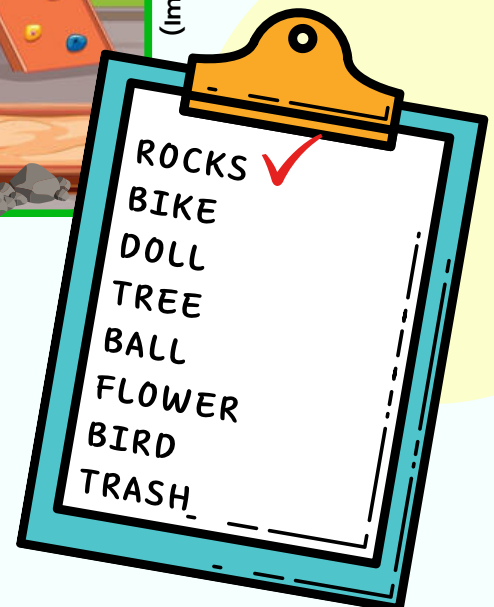
1 LISTEN TO THE TEACHER AND TOUCH.



2 CHECK YOUR ANSWERS FROM LAST CLASS.



(Image from Freepik.com)



3 LISTEN TO YOUR TEACHER.   
READ, COUNT AND WRITE THE CORRECT NUMBER.



(Image from Freepik.com)

IN THE PLAYGROUND...

THERE ARE 5 DOLLS.

THERE ARE ____ FLOWERS.

THERE ARE ____ BIKES.

THERE ARE ____ PAPER BASKETS.

THERE ARE ____ TREES.

THERE ARE ____ BALLS.

4 LISTEN TO YOUR TEACHER AND ANSWER.  



HOW MANY
DOLLS ARE
THERE?



THERE ARE
5 DOLLS.



ACTIVITY 6

- 1 LISTEN TO THE SONG "MR. SUN".




- 2 WATCH THE VIDEO AND CREATE YOUR OWN SUN.



(Image from Freepik.com)

- 3 LISTEN TO THE SONG AND USE YOUR SUNS TO SING IT!





ACTIVITY 7



1 LET'S LISTEN TO THE POEM "MR. SUN". 

2 LISTEN TO THE TEACHER AND PUT THE POEM IN ORDER.  




(Song from: Mr. Sun, Sun, Mr. Golden Sun | Kids Songs | Super Simple Songs (YouTube))

3 LISTEN / READ AND CIRCLE THE CORRECT IMAGE.  

THERE ARE THREE CHILDREN.



THE SUN IS HAPPY.




THE SUN IS BEHIND THE TREE.



THERE IS ONE ROCK.



THERE ARE PINK FLOWERS.




ACTIVITY 8



ASSESSMENT

LET'S PLAY MEMORY!!

LEARNING CENTER 1: MEMORY GAME!



(CUT OUTS ON PAGE 93)



LEARNING CENTER 2: LISTEN TO YOUR TEACHER. READ AND COMPLETE THE SENTENCES.



(Image from Freepik.com)



IN THE PLAYGROUND...

THERE ARE 6 ROCKS.

THERE ARE ____ BIKES.

THERE ARE ____ TREES.

THERE ARE ____ DOLLS

THERE ARE ____ FLOWERS.

THERE ARE ____ PAPER BASKETS.

THERE ARE ____ BALLS.

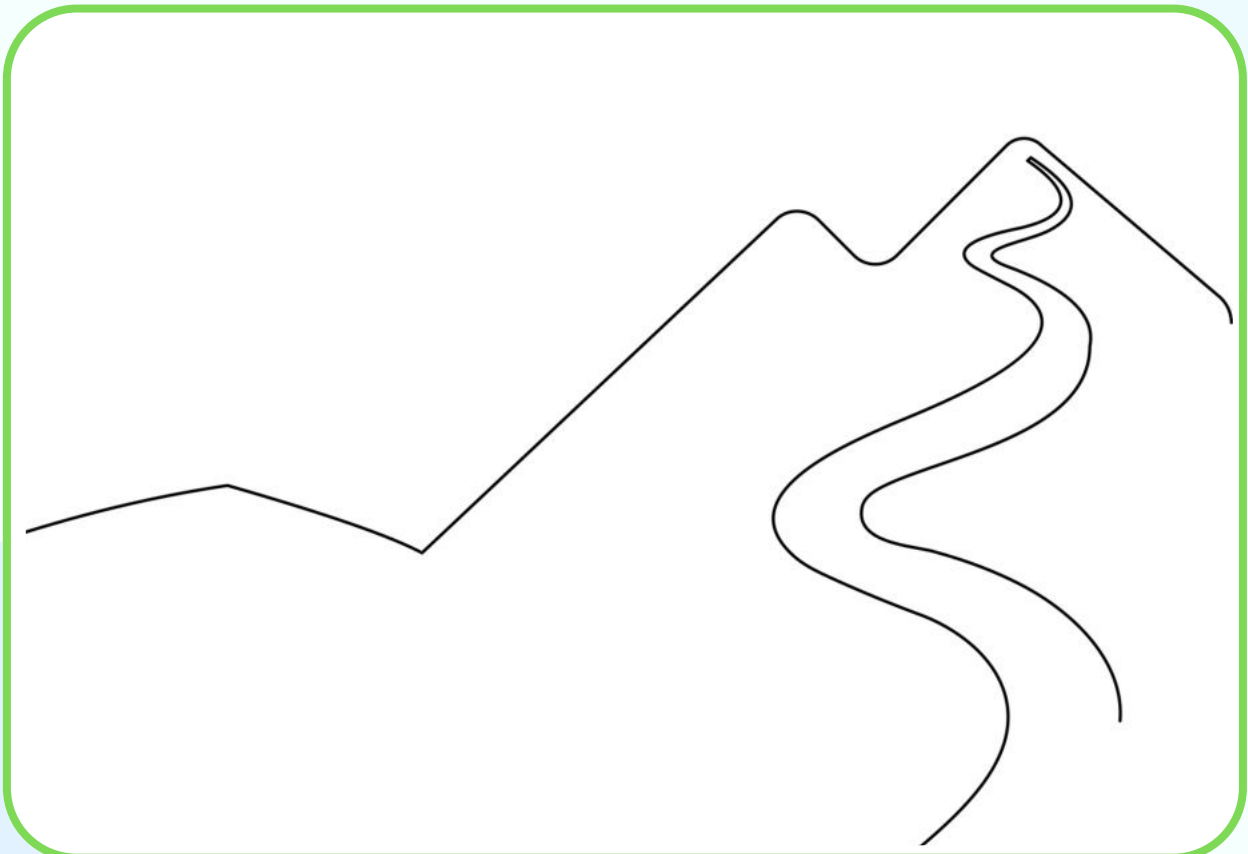

THERE IS ____ BIRD.

LEARNING CENTER 3 : THE CHILDREN SEE ALL THESE THINGS IN THE PARK. COLOR THE LIVING THINGS.



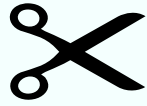
(Image from Freepik.com)




LEARNING CENTER 4 : LISTEN AND DRAW.




















(Image from Freepik.com)




CUT OUTS





CUT OUTS








UNIT 6

TIME TO HAVE FUN





UNIT 6- TIME TO HAVE FUN

ACTIVITY 1

IN EMMA'S CLASS CHILDREN ARE LEARNING ABOUT ANDY WARHOL.



(pictures from Wikiart.org)

NOW IT'S YOUR TURN!



1

ROLEPLAY.



2 MATCH THE WORD TO THE IMAGE. 



CAN
ICE CREAM
STRAWBERRY
BANANA
WOMAN
SNEAKERS
FLOWER
CAR

3 LISTEN TO THE TEACHER. 

READ AND CIRCLE THE CORRECT OPTION.

IT'S A **WOMAN**. / IT'S A **BANANA**.



IT'S A **CAR**. / IT'S A **COW**.



THEY ARE **CANS**. / THEY ARE **SNEAKERS**.



IT'S AN **APPLE**. / IT'S AN **ICE CREAM**.



THEY ARE **STRAWBERRIES**. / THEY ARE **FLOWERS**.

4 LISTEN AND MEMORIZE THE POEM. 

**COLORS, COLORS EVERYWHERE
APPLES AND STRAWBERRIES ARE RED.
BANANAS ARE YELLOW.
FLOWERS ARE SMALL AND CARS ARE BIG.
COLORS, COLORS EVERYWHERE.
THIS IS WHAT ANDY CAN SEE!**



I LOVE ART!!!



ACTIVITY 2

DO YOU REMEMBER THE POEM FROM LAST CLASS?

1 TELL THE POEM TO YOUR FRIENDS. 

2 LISTEN AND TOUCH. 

THIS PAINTING IS
"MY PICNIC" BY
ANDY WARHOL.



(picture from Wikiart.org)



(Created with Leonardo.ai)

THIS PAINTING WAS ADAPTED FROM
"THE PICNIC" BY ANDY WARHOL




LOOK! THIS
PAINTING IS
DIFFERENT!

3 READ/LISTEN .WRITE YES OR NO.   

 THE APPLE IS BIG. _____

 THE FLOWERS ARE YELLOW. _____

 THE PEAR IS SMALL. _____

 THE BUTTERFLY IS ORANGE. _____


 THE BIRD IS BLUE. _____

 THE ORANGE IS GREEN. _____


ACTIVITY 3



LET'S PRACTICE THE POEM!



LET'S VISIT THE "ANDY WARHOL MUSEUM".



(Picture from Wikipedia.com | Video from The Andy Warhol Museum channel (YouTube))


1 WATCH THE VIDEO AND COMPLETE THE CHART. WRITE / DRAW.



ANIMALS	COLORS	OBJECTS	PEOPLE
COWS			

2 LOOK AT THE CHART AND IMITATE EMMA.



ANIMALS	COLORS	OBJECTS	PEOPLE
 COWS			



IN THE VIDEO,
THERE ARE COWS!



NOW IT'S YOUR TURN! 


3 LET'S WORK IN LEARNING CENTERS.

LEARNING CENTER 1 : MEMORY GAME!



(CUT OUTS ON PAGE 117)

IT'S A
FLOWER!



LET'S PLAY
MEMORY!!



LEARNING CENTER 2: LET'S COLOR THE IMAGE.



(Image adapted from Supercoloring.com)

LEARNING CENTER 3: DESCRIBE YOUR PICTURE.



THERE IS A
BLUE PEAR.



THIS IS EMMA'S PICTURE.
NOW IT'S YOUR TURN!




ACTIVITY 4

1 LISTEN TO THE POEM AND PUT UP THE CORRECT CARD. 



COLORS, COLORS EVERYWHERE
 APPLES AND STRAWBERRIES ARE RED.
 BANANAS ARE YELLOW.
 FLOWERS ARE SMALL AND CARS ARE BIG.
 COLORS, COLORS EVERYWHERE.
 THIS IS WHAT ANDY CAN SEE!




2 CHOOSE A DIFFERENT LEARNING CENTER.

LAST CLASS, WE WORKED IN LEARNING CENTERS. TODAY, CHOOSE A DIFFERENT LEARNING CENTER.

LEARNING CENTER 1 : MEMORY GAME!  

IT'S A BANANA!



LEARNING CENTER 2: LET'S COLOR THE IMAGE.




(Image adapted from Supercoloring.com)

LEARNING CENTER 3: DESCRIBE YOUR PICTURE.



THERE IS A
RED APPLE.



THIS IS NICO'S PICTURE.
NOW IT'S YOUR TURN!



ACTIVITY 5

LET'S SAY THE POEM
ALL TOGETHER AND
COMPLETE IT.

**1 SAY AND COMPLETE THE POEM
WITH THE HELP OF YOUR TEACHER.**



COLORS, COLORS EVERYWHERE
_____ AND _____ ARE RED.
_____ ARE YELLOW.
_____ ARE SMALL AND CARS ARE BIG.
COLORS, COLORS EVERYWHERE.
THIS IS WHAT ANDY CAN SEE!

2 LET'S WORK IN ANOTHER LEARNING CENTER!

LEARNING CENTER 1 : **MATCH!**



BANANA

CAR

STRAWBERRIES

BIRD

BUTTERFLY

FLOWER

COW

APPLE



LEARNING CENTER 2: DESCRIBE YOUR PICTURE.



(Created with Leonardo.ai)



THERE IS A WHITE BUTTERFLY.

NOW IT'S YOUR TURN! 



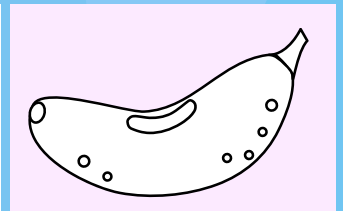

LEARNING CENTER 3: BINGO. PAINT THE ITEMS.



IT'S A BLUE BUTTERFLY.



BINGO

















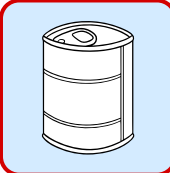





LEARNING CENTER 4: COLOR THE PATTERN AND SAY IT.  

WHAT'S NEXT?

IT'S A GREEN SNEAKER. IT'S A RED APPLE. IT'S A BLUE BOTTLE.





ACTIVITY 6

1 LISTEN TO THE POEM AND PUT IT IN ORDER WITH THE HELP OF YOUR TEACHER.



LET'S LISTEN TO THE POEM AGAIN. MATCH THE LINES TO THE NUMBERS.

1

BANANAS ARE YELLOW.

2

COLORS, COLORS EVERYWHERE

3

THIS IS WHAT ANDY CAN SEE!

4


FLOWERS ARE SMALL AND CARS ARE BIG.

5

APPLES AND STRAWBERRIES ARE RED.

6


COLORS, COLORS EVERYWHERE.




2 CHOOSE A DIFFERENT LEARNING CENTER.

TODAY WE WORK IN LEARNING CENTERS AGAIN.

LEARNING CENTER 1: MATCH!



STRAWBERRIES
FLOWER
COW
BIRD
BUTTERFLY
BANANA
CAR
APPLE



LEARNING CENTER 2: DESCRIBE THE PICTURE. 
WHAT DO YOU SEE IN THE PICTURE?




THERE ARE VIOLET FLOWERS.

NOW IT'S YOUR TURN!

(Created with Leonardo.ai)

LEARNING CENTER 3: BINGO. PAINT THE ITEMS.   

THERE ARE YELLOW CANS.



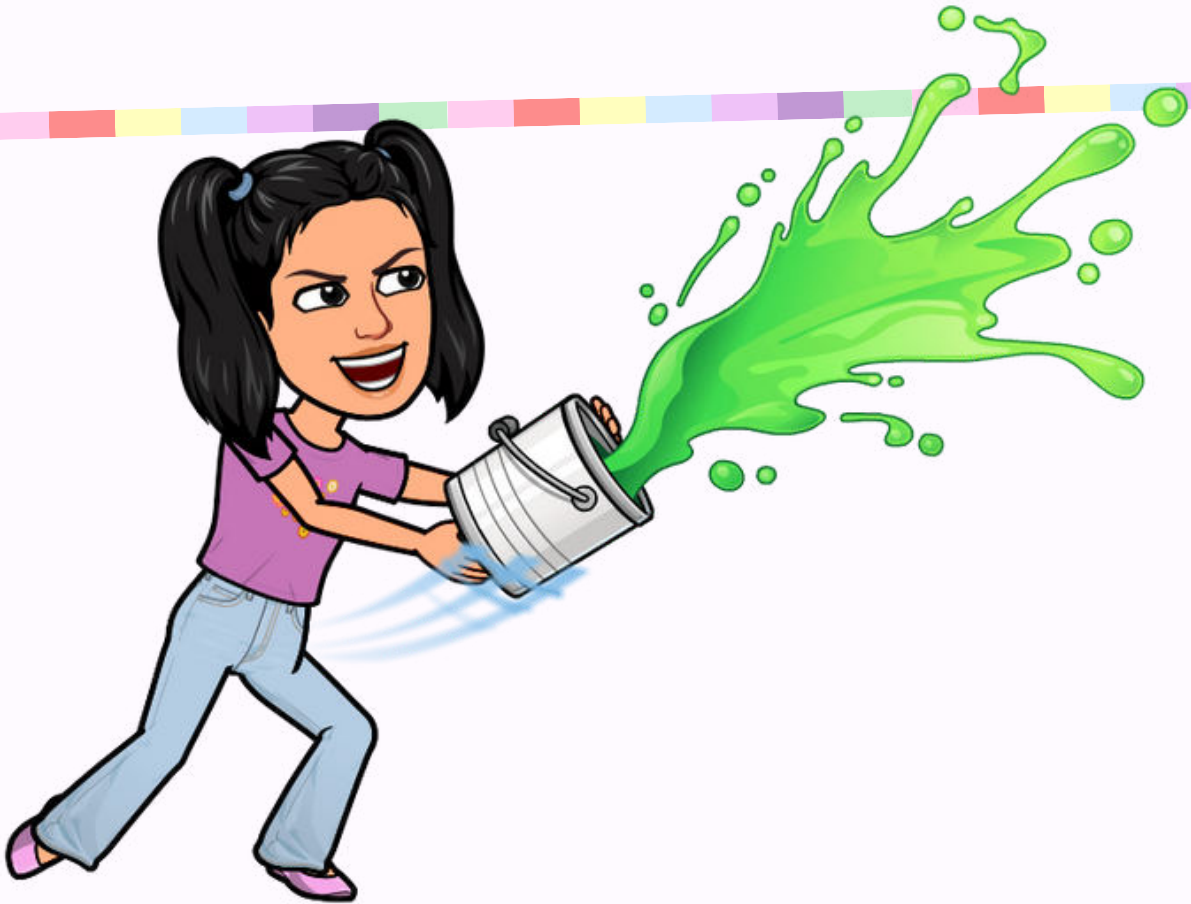


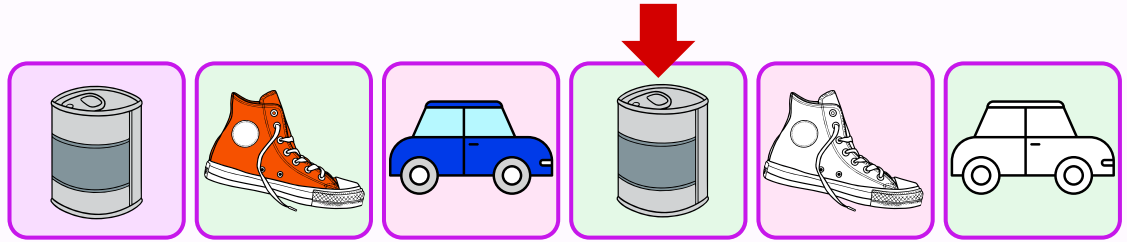
BINGO

LEARNING CENTER 4: COLOR THE PATTERN.
WHAT'S NEXT?



IT'S A GRAY CAN. IT'S
AN ORANGE SNEAKER.
IT'S A BLUE CAR.



ACTIVITY 7

1 LET'S WORK IN LEARNING CENTERS.

LEARNING CENTER 1 : MATCHI



CAN
BIRD
STRAWBERRY
BANANA
APPLE
SNEAKERS
FLOWERS
COW
CAR




LEARNING CENTER 2 : LISTEN AND NUMBER.




(pictures from Wikiart.org)

LEARNING CENTER 3: READ / LISTEN TO YOUR TEACHER



AND CIRCLE.

THERE IS A RED BANANA.



THERE ARE YELLOW FLOWERS.



THERE IS A WHITE CAN.



THERE IS A BIG STRAWBERRY.



THERE IS A SMALL CAR.



LEARNING CENTER 4: DESCRIBE THE PICTURE.



THERE IS A
SMALL CAR.



NOW IT'S YOUR TURN!



WHAT DO YOU SEE IN THE PICTURE?

ACTIVITY 8


ASSESSMENT

1 WORK IN ONE OF THE LEARNING CENTERS.

LEARNING CENTER **1** : DESCRIBE THE PICTURE.



THERE IS AN ORANGE APPLE








NOW IT'S YOUR TURN!



WHAT DO YOU SEE IN THE PICTURE?

LEARNING CENTER **2** : LISTEN AND COLOR.



LEARNING CENTER 3: **CIRCLE** THE WORDS IN THE PICTURE.








BANANA FLOWER CAN STRAWBERRY CAR

LEARNING CENTER 4: **WRITE / COPY** THE NAME OF THE OBJECTS. 





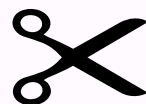
BOTTLE






CUT OUTS




MEMORY CARDS (PART 1)

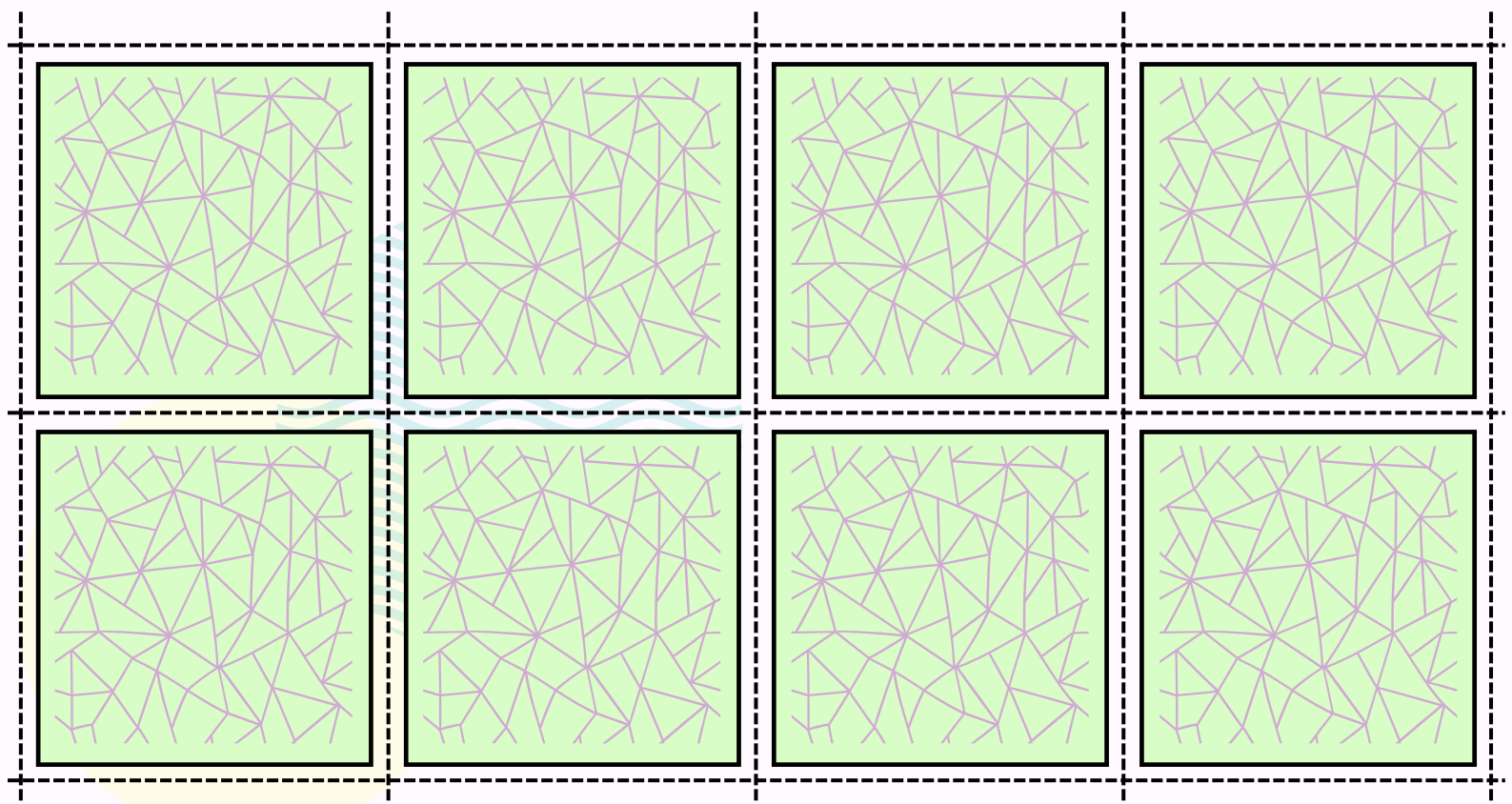





CUT OUTS

MEMORY CARDS (PART 2)







LOVING URUGUAY K5



ANEP

DIRECCIÓN GENERAL
DE EDUCACIÓN
INICIAL Y PRIMARIA

DIVISIÓN
EDUCACIÓN

Departamento
de Segundas Lenguas
y Lenguas Extranjeras